



2022 Shad and River Herring FMP Review and Compliance



Shad and River Herring Management
Board

October 2023

Outline

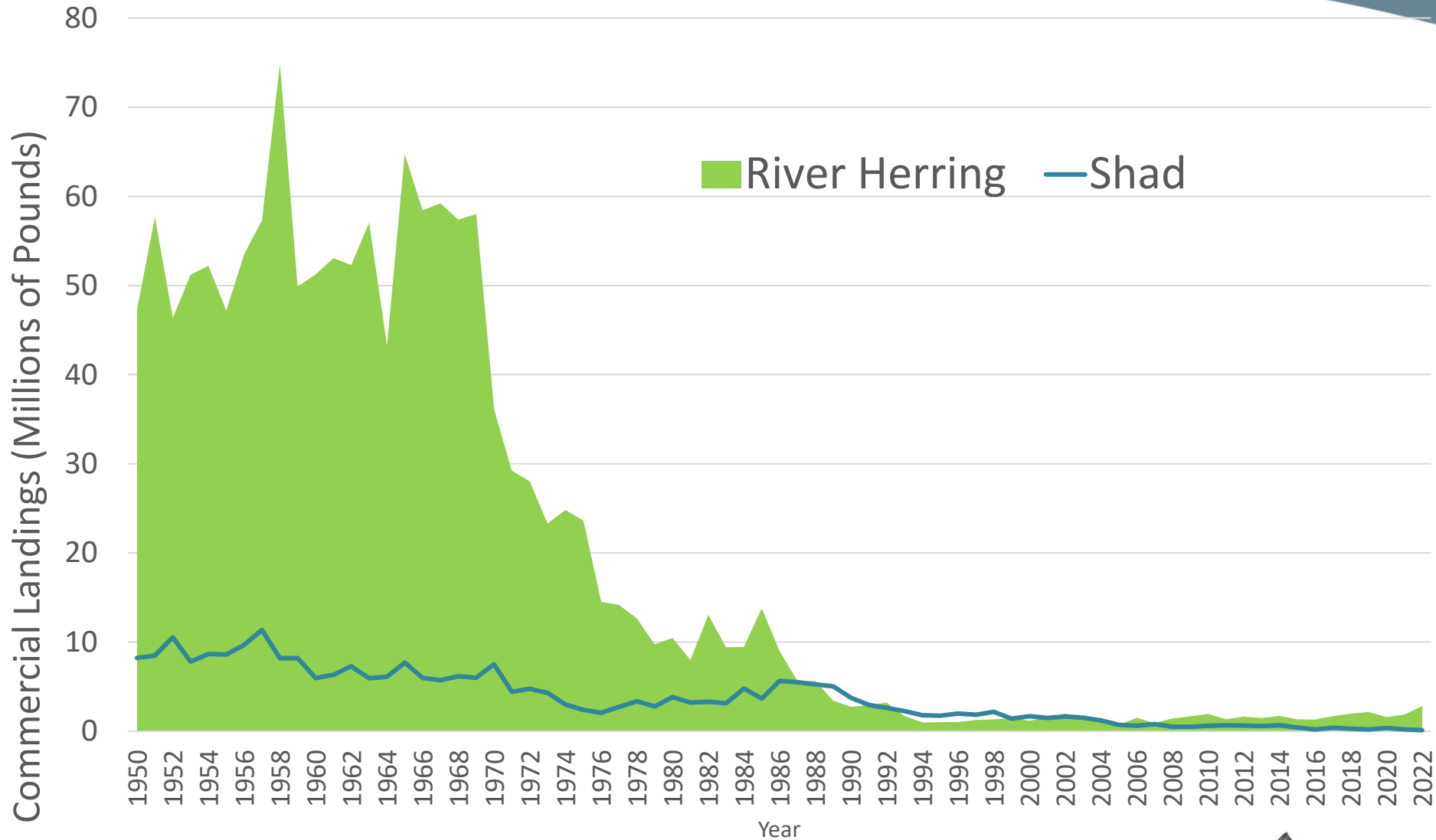


1. Landings
2. Fish Passage
3. Stocking Efforts
4. Sturgeon Interactions
5. *De minimis* requests
6. PRT Report



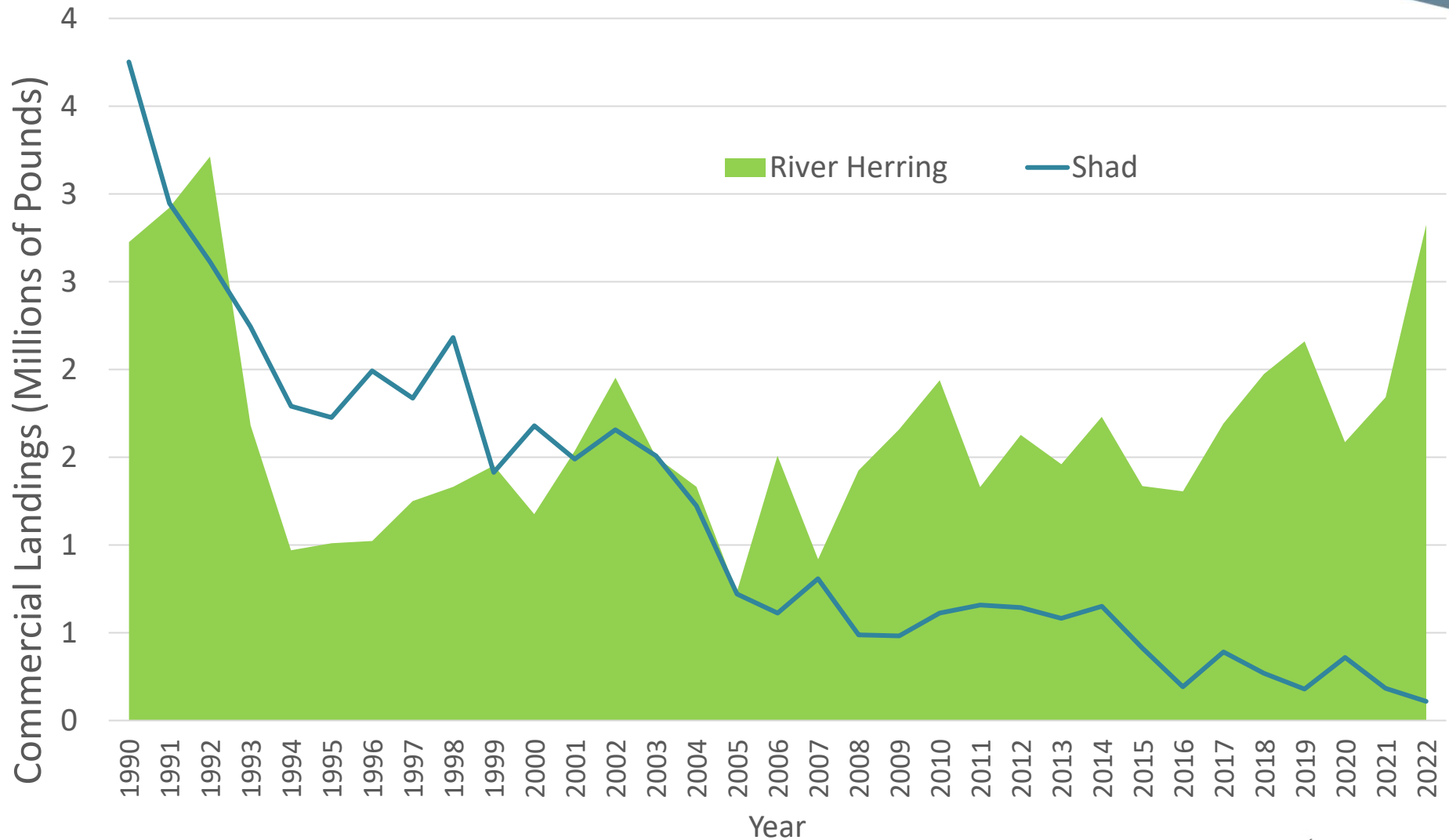
Shad & River Herring Commercial Landings 1950-2022

Source: ACCSP and ASMFC Compliance Reports



Shad & River Herring Commercial Landings 1990-2022

Source: ACCSP and ASMFC Compliance Reports



Commercial Landings



	River Herring	American Shad	Hickory Shad
Maine	2,690,983	C	C
New Hampshire	0	0	0
Massachusetts	0	0	0
Rhode Island	0	0	2,147
Connecticut	0	15,826	0
New York	3,876	C	C
New Jersey	0	1,320	0
Pennsylvania	0	0	0
Delaware	0	C	0
Maryland	C	C	0
D.C.	0	0	0
PRFC	625	7,126	0
Virginia	0	832	597
North Carolina	0	9,443	92,198
South Carolina	129,238	69,510	C
Georgia	0	5,598	3,675
Florida	0	0	0
Total Directed	2,822,123	101,798	96,185
Total Bycatch	2,599	8,229	2,777
Total	2,824,722	110,027	98,962

Required Passage Counts




- Counts required in ME, NH, MA, RI, CT, PA, MD, and SC
- Coastwide total passage in 2022:
 - 4.55 million river herring
 - 483,587 shad



Coastwide Stocking



- 2022: shad fry stocked by RI, DE, MD/DC/PRFC, and SC
- Total shad stocked in 2022: 14.64 million



Sturgeon Interactions



- 49 interactions were reported in 2021
 - NJ gill netters reported 653 lbs of discarded sturgeon
- Reported by NJ, PRFC, VA, NC, SC, GA
- RI 2022 data not yet available
 - 23 interactions in 2021



De minimis Requests



Shad

- ME, NH, MA, FL

River herring

- NH, GA, FL
- These states meet the requirements for *de minimis*.



PRT Report



- Several states did not report on all monitoring requirements listed under Amendments 2 and 3.
- Pennsylvania did not provide an annual compliance report.
- Format issues
 - Not all states provided a copy or link to their current fishery regulations.
 - Not all states included a section for hickory shad reporting.




PRT Recommendations



- Bycatch Reporting

- Sources vary: Vessel trip reports, creel survey data, on-board observer data, NMFS landings in federal waters, and no information available are all listed as state sources of bycatch data.
- The PRT recommends the Board consider the inconsistency of bycatch/discard reporting sources coastwide and its impact on evaluating bycatch annually.



Board Action



- Consider approval of the 2022 Shad and River Herring FMP Review, state compliance reports, and *de minimis* status for Maine, New Hampshire, Massachusetts, Georgia, and Florida



PRT Report



Questions?