




2018 Fishery Management Plan Review for Atlantic Striped Bass 2017 Fishing Year



Atlantic Striped Bass Management Board
August 8, 2018

Overview



1. Status of the stock
2. Status of the FMP
3. 2017 Catch and Harvest, Quotas
4. Status of Management Measures
5. Compliance and PRT recommendations



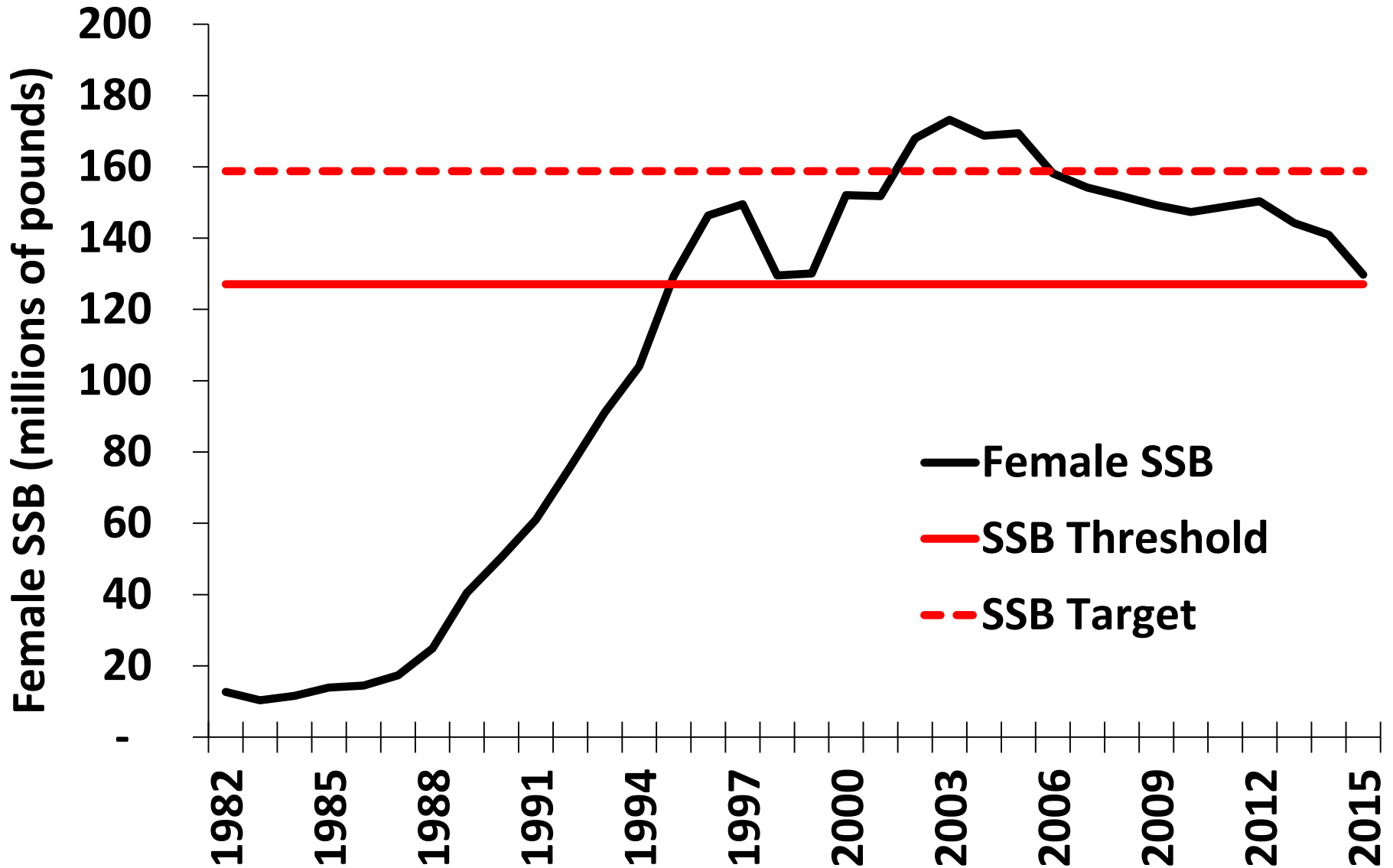
Status of the Stock



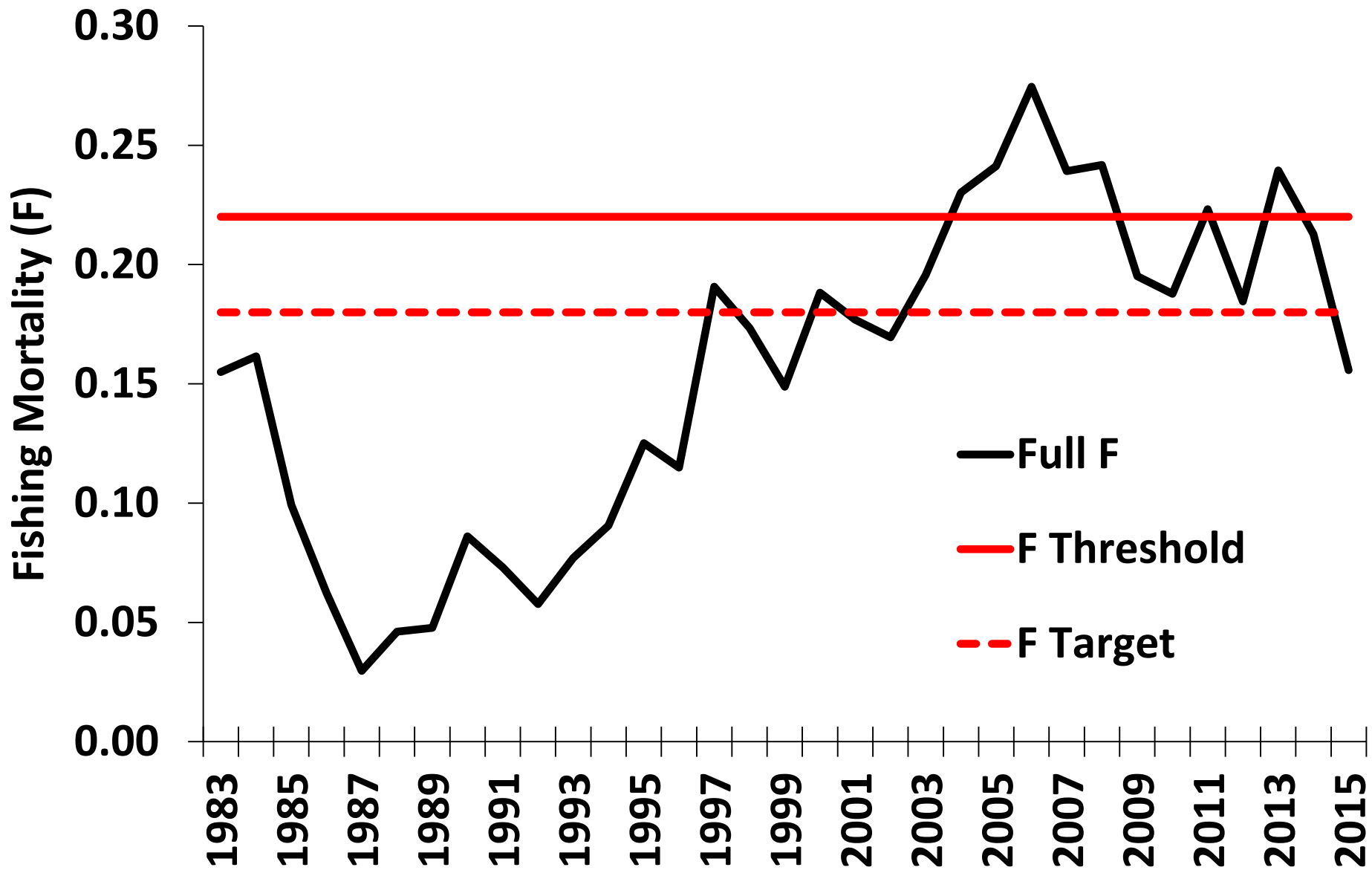
- The Atlantic striped bass stock is not overfished and overfishing is not occurring
 - Based on results of the 2016 SA update
 - 2018 Benchmark peer-review, Nov 27-30 (SAW66th)
 - Data through 2017, including new MRIP estimates

	<i>SSB (MT)</i>	<i>F</i>
2015	58,853	0.16
Threshold	57,626	0.22
Target	72,032	0.18

Status of the Stock



Status of the Stock



Status of the FMP



- Amendment 6 and Addenda I-IV set the monitoring and regulatory programs for Atlantic striped bass
 - 2017 was the 3rd year under Addendum IV regulations
 - In 2017, the board initiated an addendum to consider relaxing coastwide regulations
 - The Board decided to wait until new benchmark results are available before considering changes to regulations



Status of the Fishery, Total Fish



Numbers of Fish	Total Removals	Total Harvest	Total Discards
2017 Estimate	3,331,144	1,715,424	1,615,720
% Change From 2016	-7%	-19%	12%
% Change From 2015	14%	-8%	53%
% Change From 2013	-21%	-42%	25%

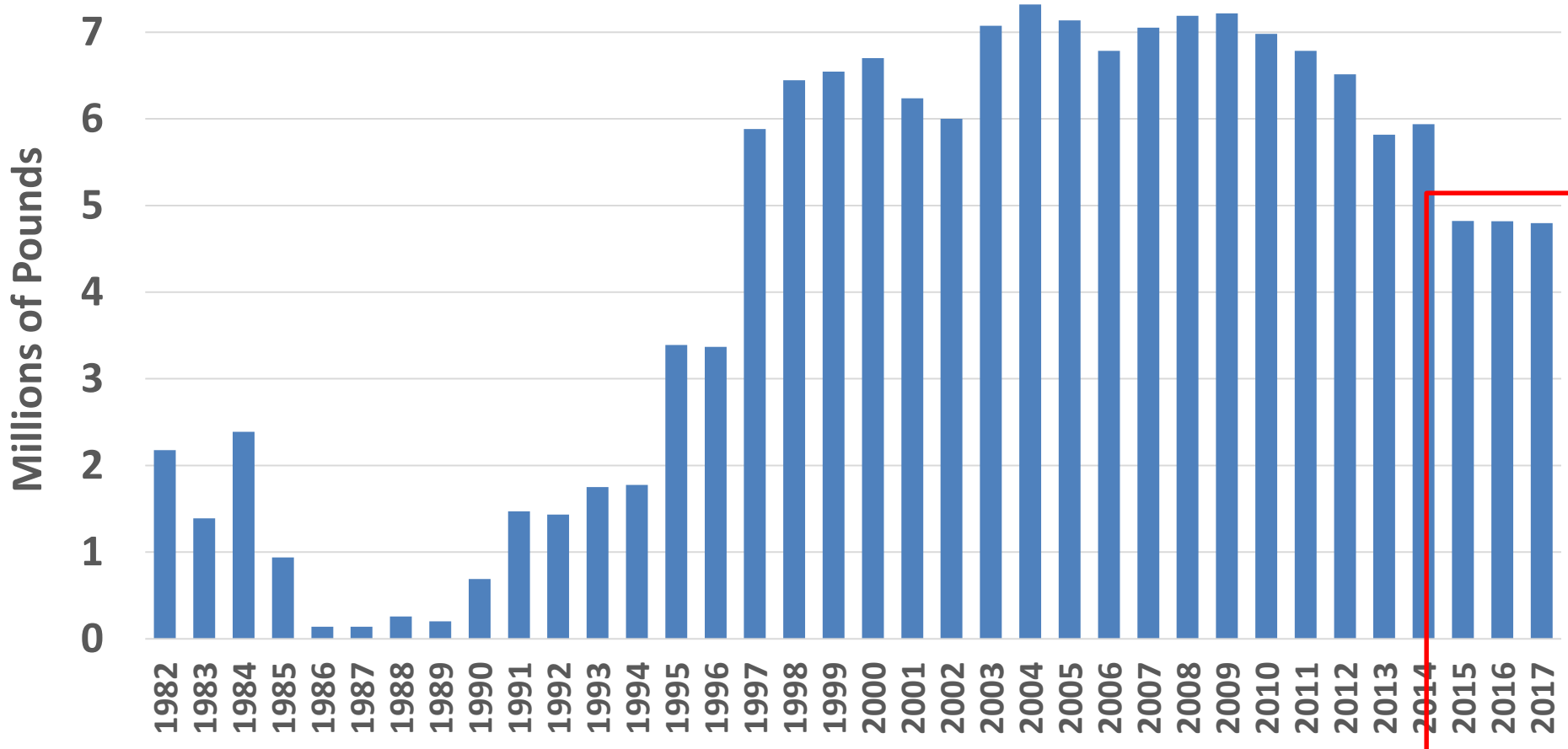
- Pre-calibrated MRIP estimates
- 2017 commercial discards – used prev. 10-year avg.
- In 2017, total removals decreased relative to 2016, but increased relative to 2015
- In 2017, the recreational sector harvested 65% by numbers of fish (72% by weight)



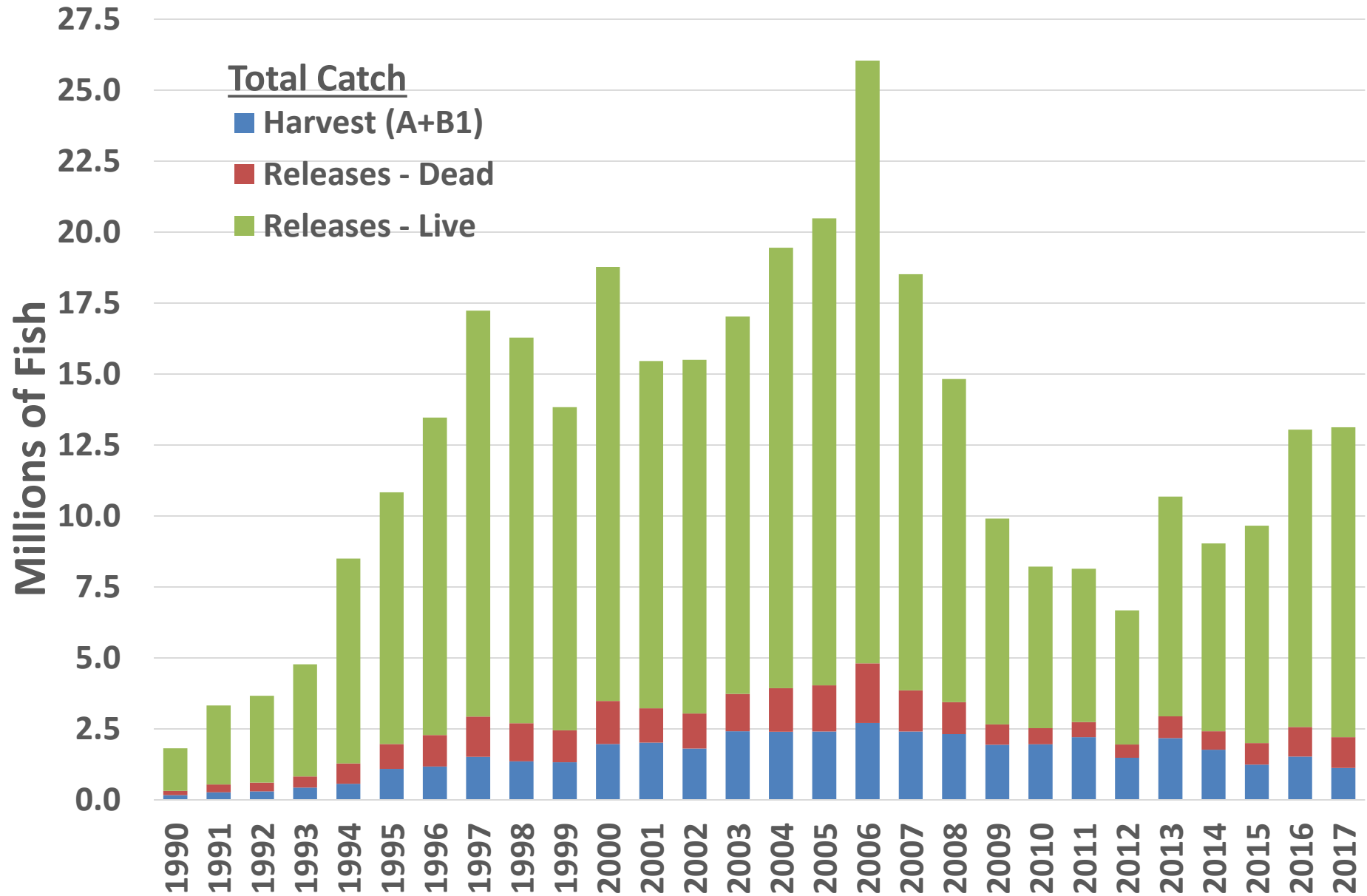
Commercial Sector



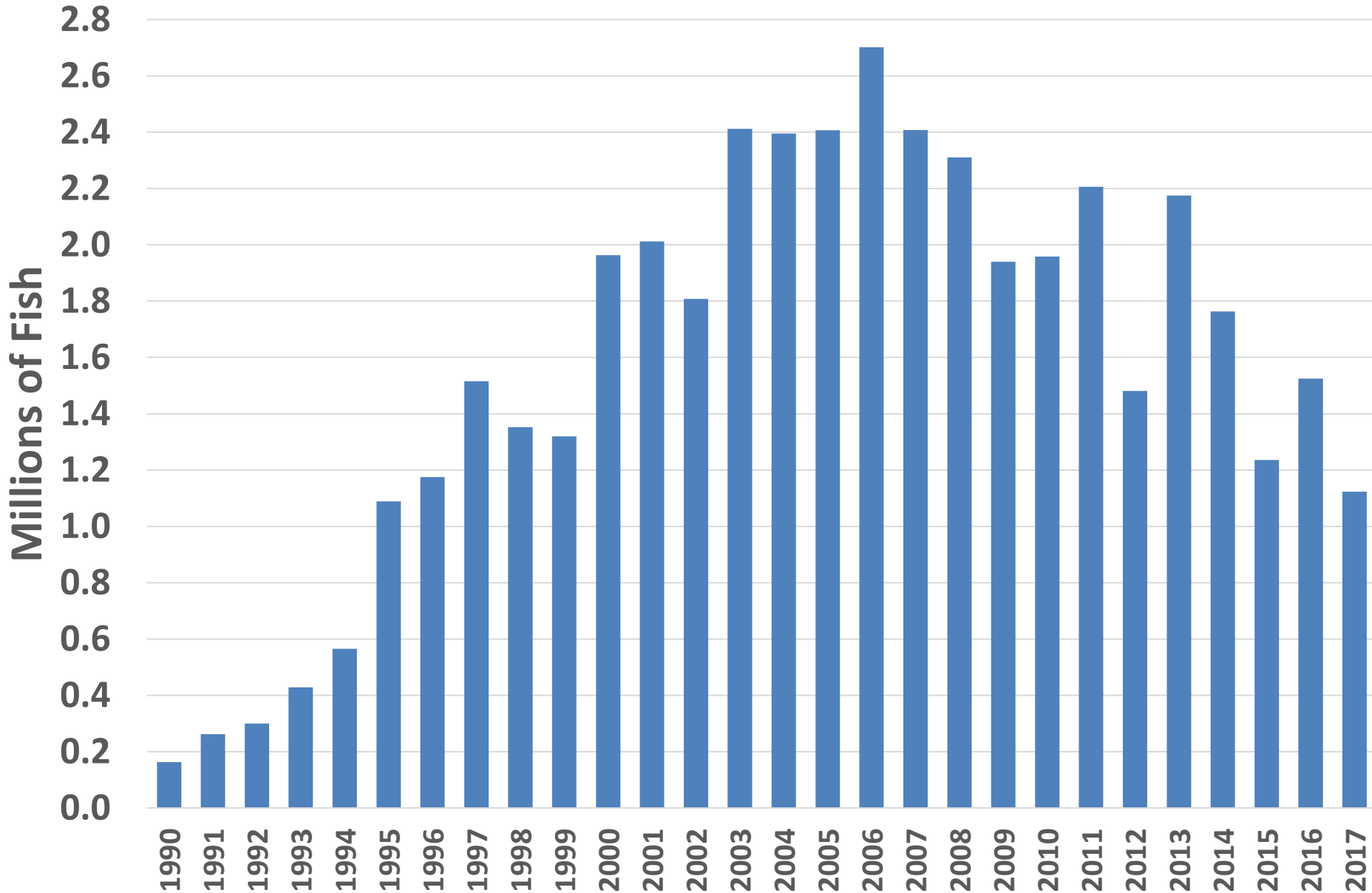
- 4,796,395 pounds (592,576 fish) landed in 2017
- In 2017, 57% from within the Chesapeake Bay
 - 31% from MA and NY



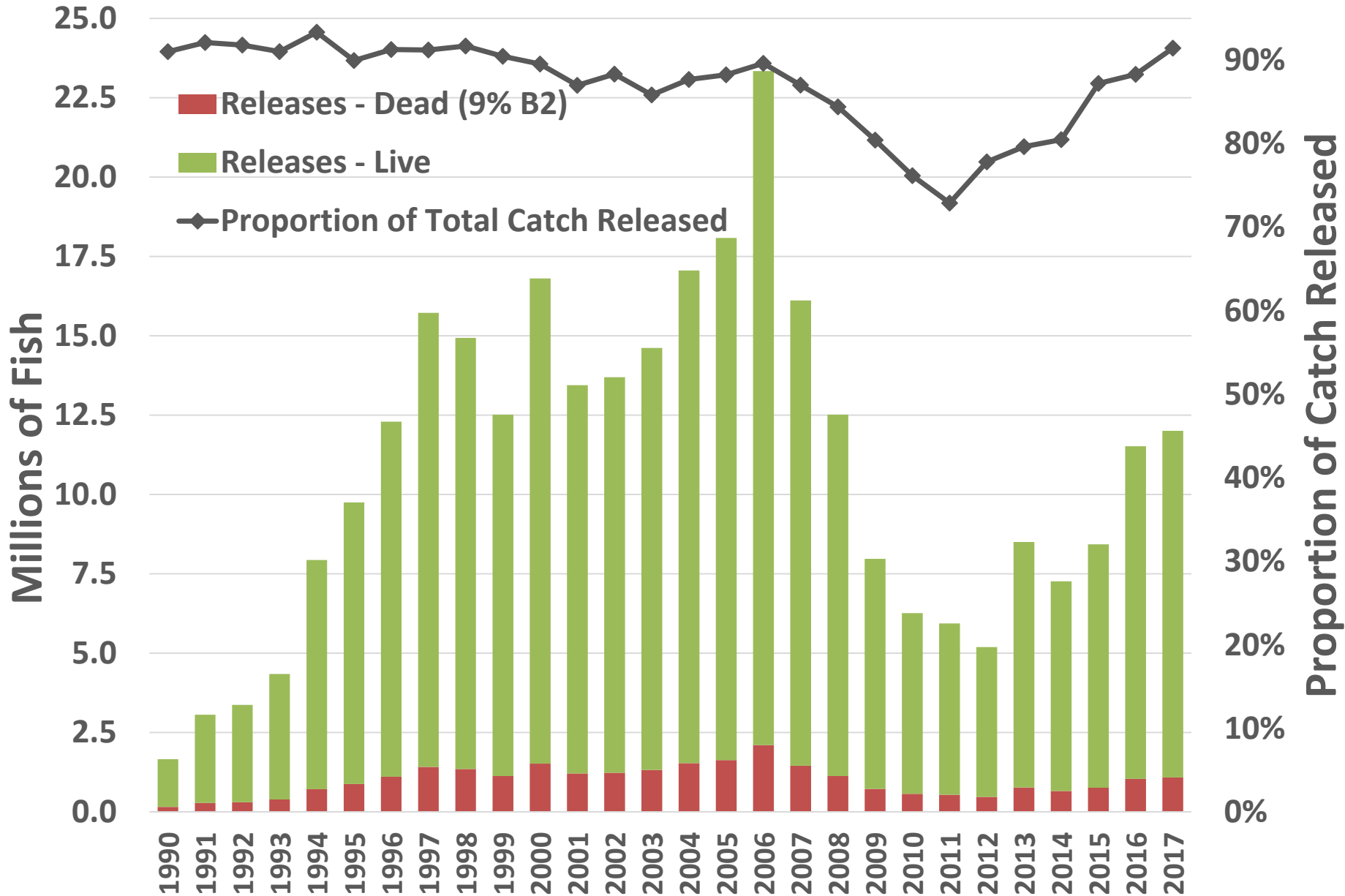
Recreational Sector



Recreational Sector: Harvest



Recreational Sector: Releases



Coastal Commercial Quota, Pounds



State	Add IV Quota [^]	2017 Quota	2017 harvest	overage	2018 Quota
Maine*	188	188	-		188
New Hampshire*	4,313	4,313	-		4,313
Massachusetts	869,813	800,886	823,409	22,523	847,290
Rhode Island	182,719	181,540	175,312		181,572
Connecticut**	17,813	17,813	-		17,813
New York	795,795	795,795	701,216		795,795
New Jersey**	241,313	241,313	-		241,313
Delaware	145,085	145,085	141,800		145,085
Maryland	98,670	90,727	80,457		90,727
Virginia	138,640	138,051	133,874		138,640
North Carolina	360,360	360,360	0		360,360
Coastal Total	2,854,709	2,776,071	2,056,068	22,523	2,823,096

* Commercial harvest/sale prohibited with no re-allocation of quota to the recreational fishery

** Commercial harvest/sale prohibited with re-allocation of quota to the recreational fishery

[^] quota reduced for MD (90,727 lbs) and RI (181,572 lbs) through conservation equivalency



ChesBay Commercial Quota, Pounds



Jurisdiction	Add IV Quota	2017 Quota	2017 harvest	overage	2018 Quota
Maryland	1,471,888	1,471,888	1,439,760		1,471,888
Virginia	1,064,997	1,064,997	827,848		1,064,997
PRFC	583,362	583,362	472,719		583,362
Chesapeake Bay Total	3,120,247	3,120,247	2,740,327		3,120,247



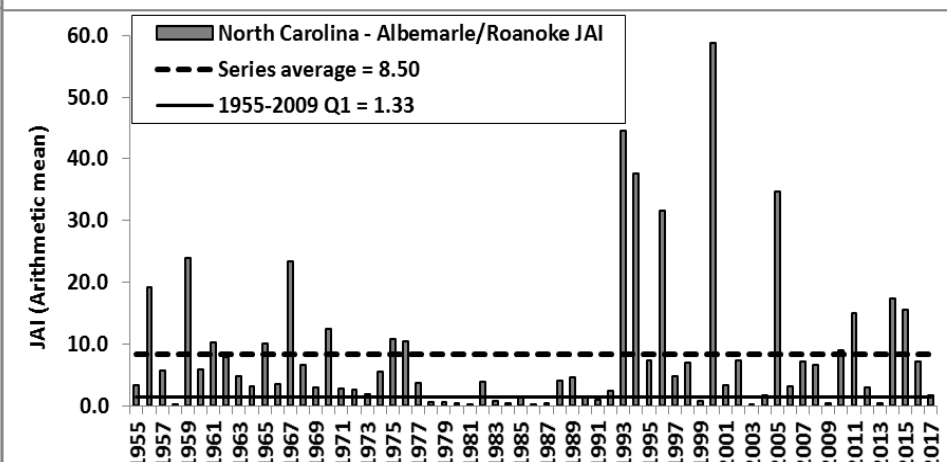
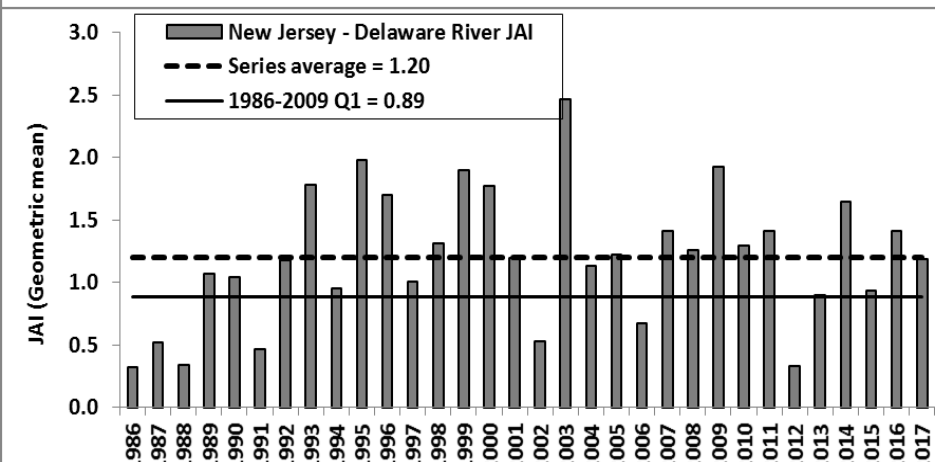
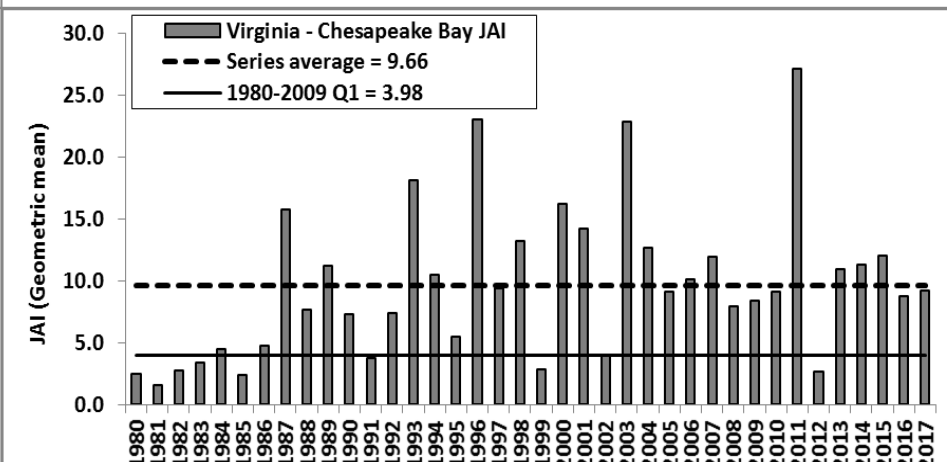
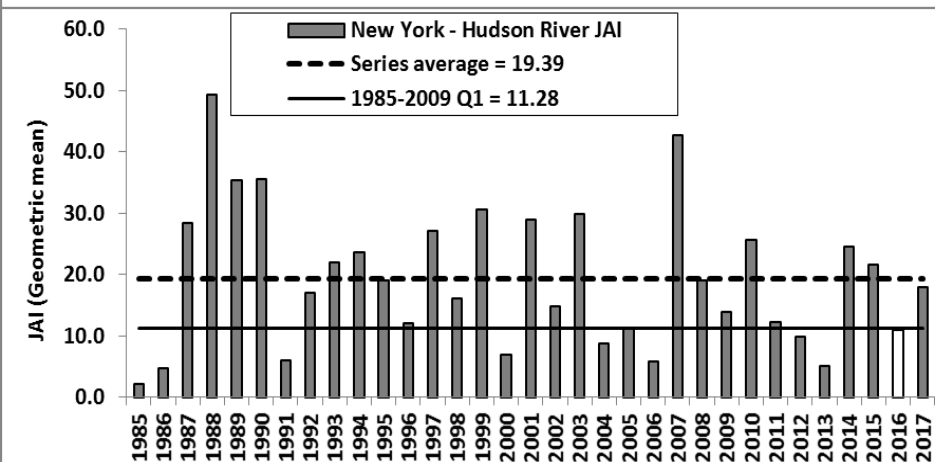
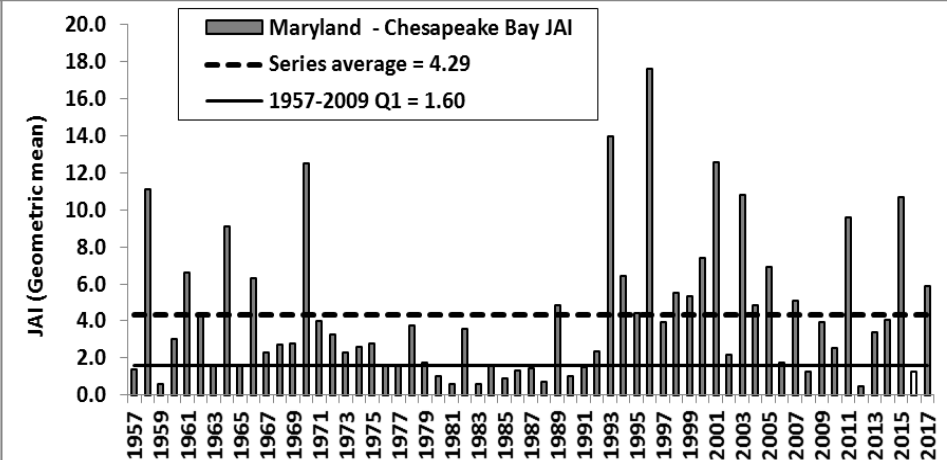
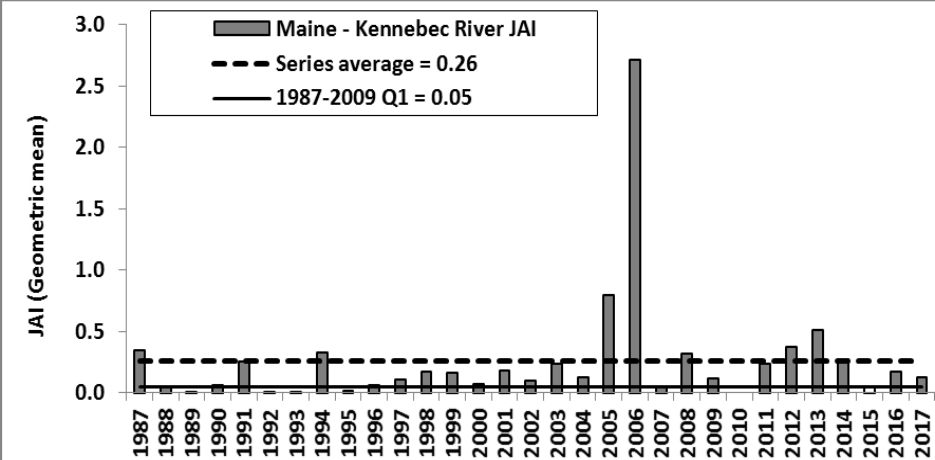
Status of Management Measures



Addendum II: Juvenile Abundance Indices (JAIs)

- Recruitment failure = a value that is lower than 75% (the first quartile, Q1) of all values in a fixed time series for each dataset
- If any surveys JAI falls below Q1 for three consecutive years, then appropriate action should be recommended to the Board
- PRT evaluated 2015, 2016, and 2017 JAI values
- No management action is triggered





Status of Management Measures



Addendum III: Commercial Harvest Tagging Program

- Requires all states with commercial fisheries to implement a commercial tagging program
- Monitoring reports due 60 days prior to the start of its commercial fishing season
- In 2017, all states implemented commercial tagging programs consistent with Addendum III



Compliance



In 2017, all states implemented regulatory and monitoring programs consistent with the requirements of Amendment 6 and Addenda I-IV

Two inconsistencies with 2018 state measures:

- Maine: current regulations under Dept. of Inland Fisheries and Wildlife are inconsistent with the FMP
- Maryland: 19" min size and circle hook while chumming or live-lining for its 2018 summer/fall fishery in the Chesapeake Bay (through CE)
 - "J" hooks may be used with processed baits while not live lining or chumming.



2018 FMP Review



Questions?

