



Survey of 2018 ASMFC Progress

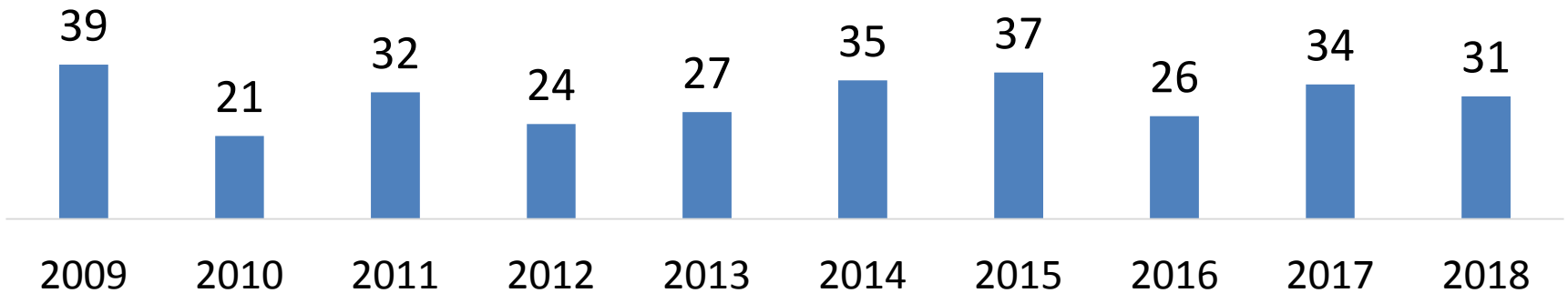
Strategic Planning Workshop

February 7, 2019

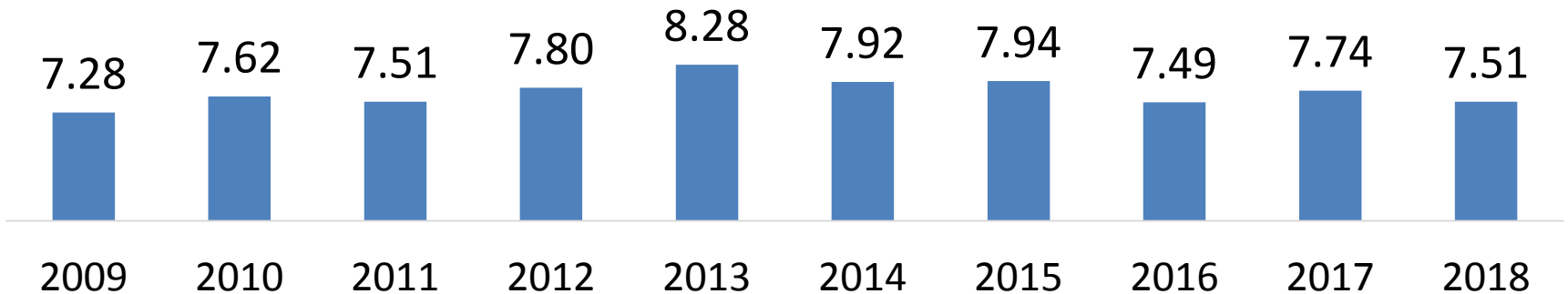
Overview of Results



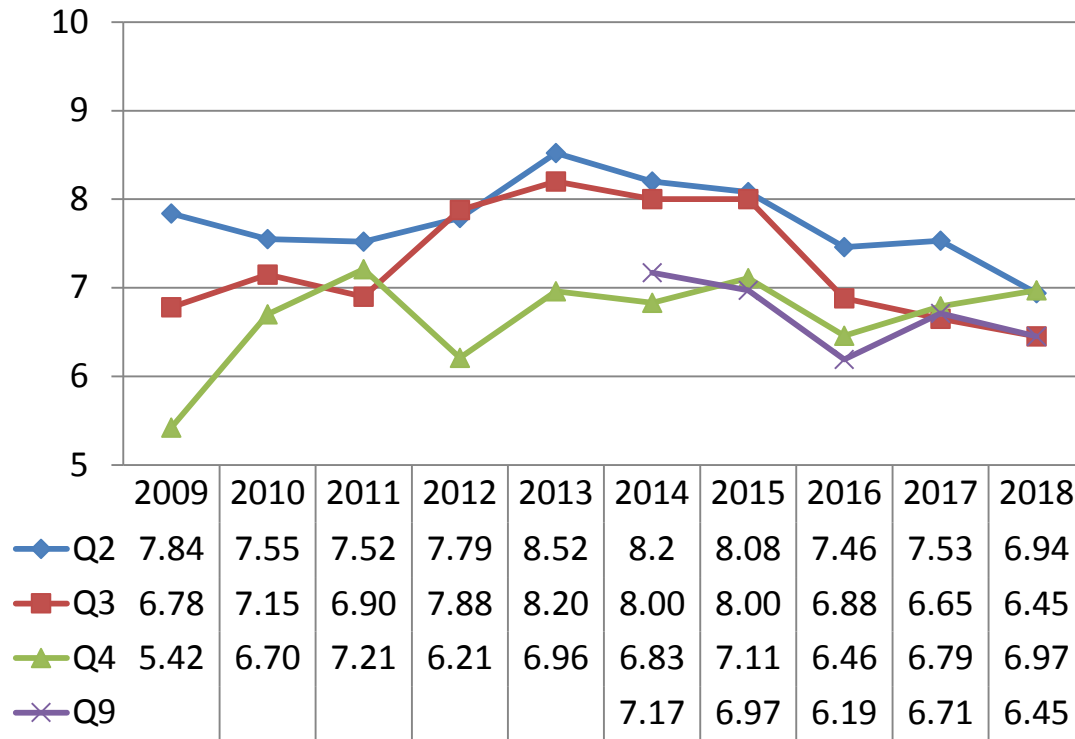
Survey Responses by Year



Average Score (All Questions) by Year



Lowest Scores 2018



- 2. Commission's actions reflect progress toward its Vision
- 3. Cooperation between Commissioners to achieve the Commission's Vision
- 4. Cooperation with federal partners
- 9. Commission's ability to manage rebuilt stocks

Biggest Declines, 2017 to 2018



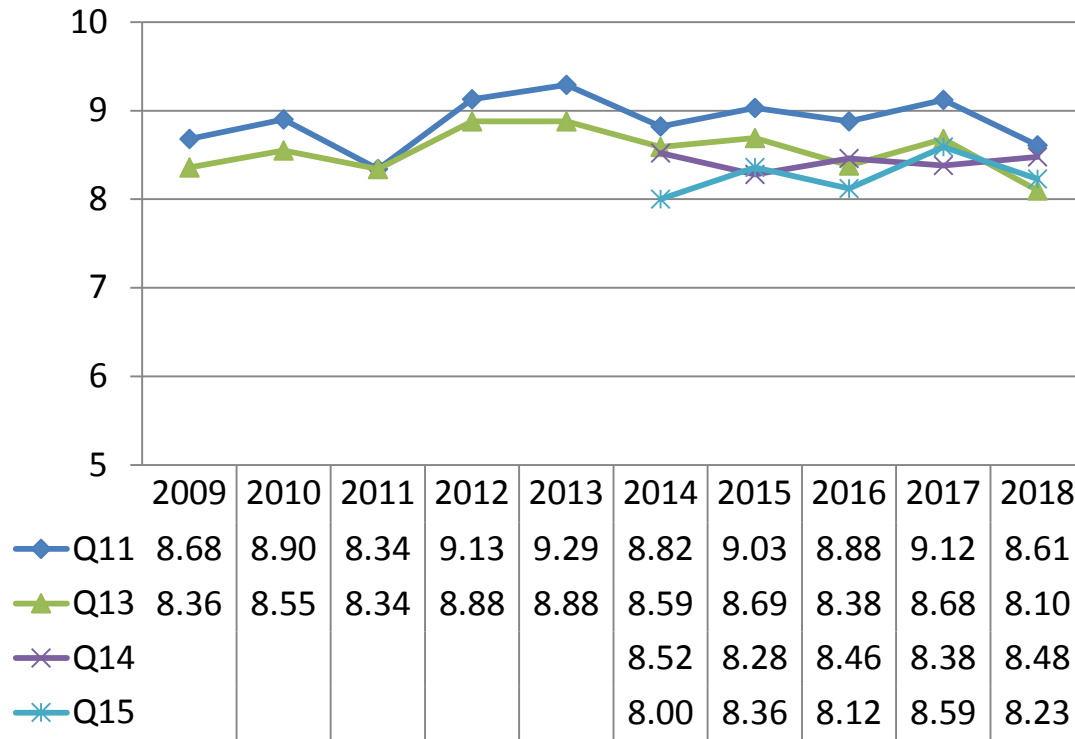
12. How comfortable are you with the Commission's performance in **reacting to new information and adapting** accordingly to achieve Commission Goals? (7.42, -7.3%)

2. How confident are you that the Commission's **actions reflect progress toward its Vision?** (6.94, -5.9%)

13. How comfortable are you that the Commission spends the appropriate **amount of resources on issues within its control?** (8.1, -5.8%)

1. How comfortable are you that the Commission has a **clear and achievable plan to reach the Vision?** (7.23, -5.3%)

Highest Scores 2018



11. Efficient and effective **use fiscal and human resources**

13. Appropriate amount of **time and resources spent on issues within Commission's control**

14. **ISFMP Products**

15. **Science Department Products**

Areas of Improvement from 2017



7. One of the metrics the Commission uses to measure progress is tracking the number of **stocks where overfishing is no longer** occurring. Is this a **clear metric to measure progress?**

(7.42, +3.3%)

4. How satisfied are you that the Commission has an appropriate level of **cooperation with federal partners?** (6.97, +1.8%)

14. How satisfied are you with the **products of the ISFMP Department?** (8.48, +1%)

Themes from Comment Section 1/3



Obstacles and Areas for Improvement

- Climate change and shifting stocks
- Commissioner cooperation
- (Un)willingness to make difficult decisions
- Time constraints on Meeting Week Agendas
- Management and Law Enforcement coordination
- Relationships with councils



Commissioner Development

- Stock assessment training opportunities
- New Commissioner orientation
- Simplified Meeting Materials, 'Readers Digest' overview

Outreach to Stakeholders

- Products describing the Commission management process to the public/layperson
- Outreach to the commercial and recreational sectors
- Increased collaboration with outside groups (eg. AFWA, Chesapeake Bay Foundation)

Themes from Comment Section 3/3



Most Useful Commission Products

- Meeting Materials/Summaries/Press Releases
- ISFMP/Science Products (FMP reviews, stock assessments)
- Opportunities to problem solve/confer with other states

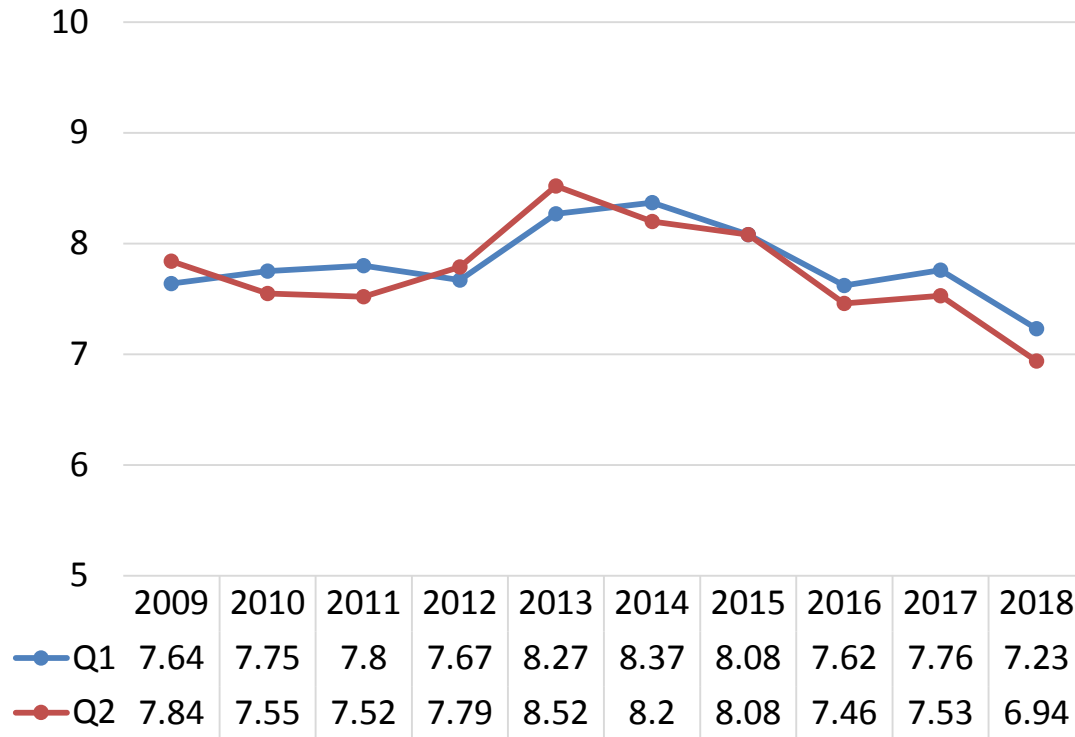
Most Requested New Commission Products

- Performance reviews of enacted measures
- Economic/ecological analyses by ASMFC and partner agencies
- Opportunities to support more research money for the states
- Information on management options used on Gulf and Pacific Coasts that may translate to Atlantic fisheries
- Improvement in recreational catch and effort data
- Aquaculture research on wild stock impacts, disease threats, etc.



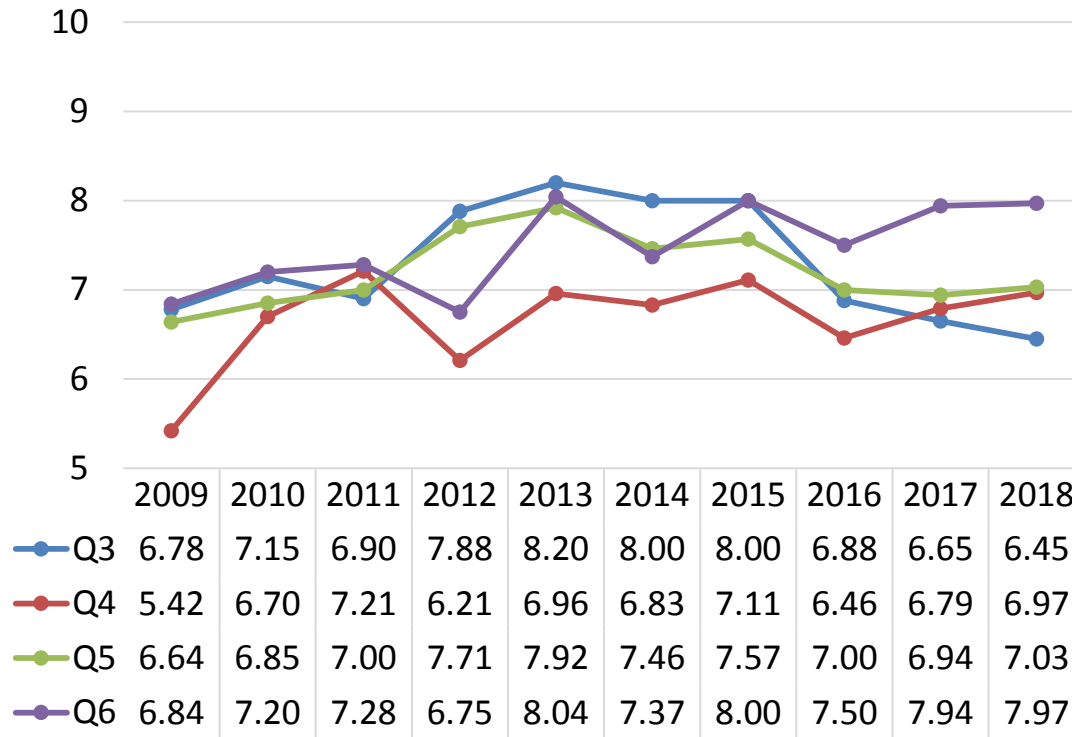
Questions?

Commission Progress



1. How comfortable are you that the Commission has a **clear and achievable plan to reach the Vision** (Sustainably managing Atlantic Coastal Fisheries)?
2. How confident are you that the Commission's **actions reflect progress toward its Vision?**

Commission Execution & Results



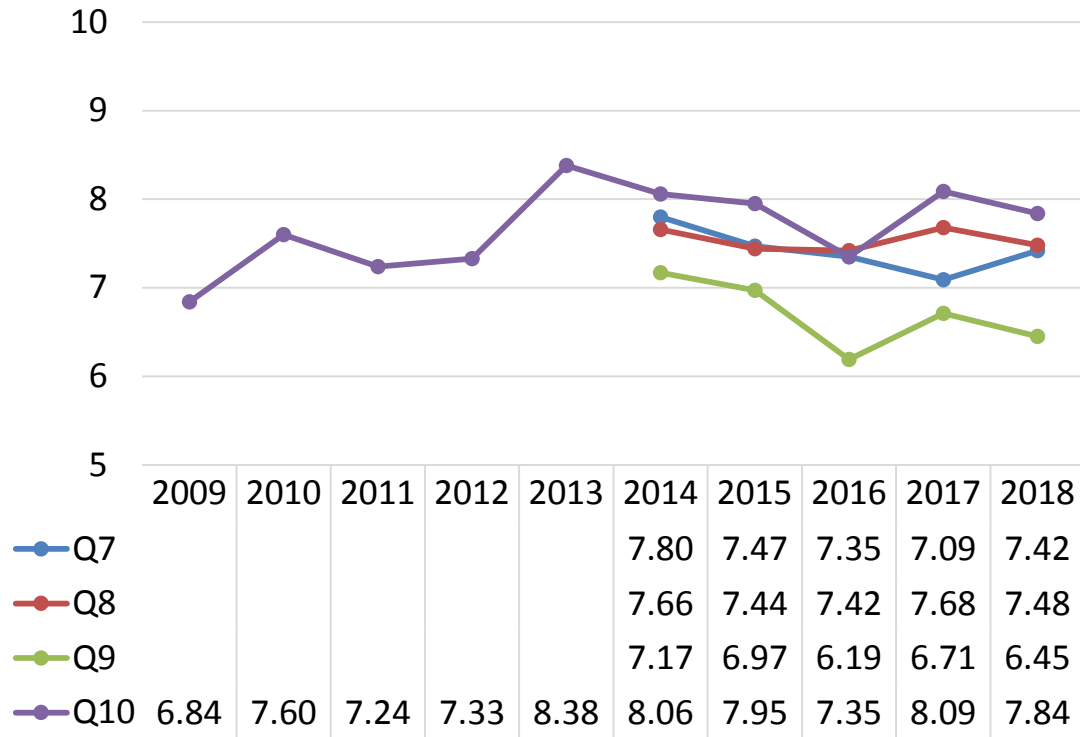
3. How satisfied are you with the **cooperation between Commissioners to achieve the Commission's Vision?**

4. How satisfied are you that the Commission has an appropriate level of **cooperation with federal partners?**

5. How satisfied are you with the Commission's **working relationship with our constituent partners** (commercial, recreational, and environmental)?

6. How satisfied are you with the Commission's effort and success in **securing adequate fiscal resources** to support management and science needs?

Measuring Progress & Results



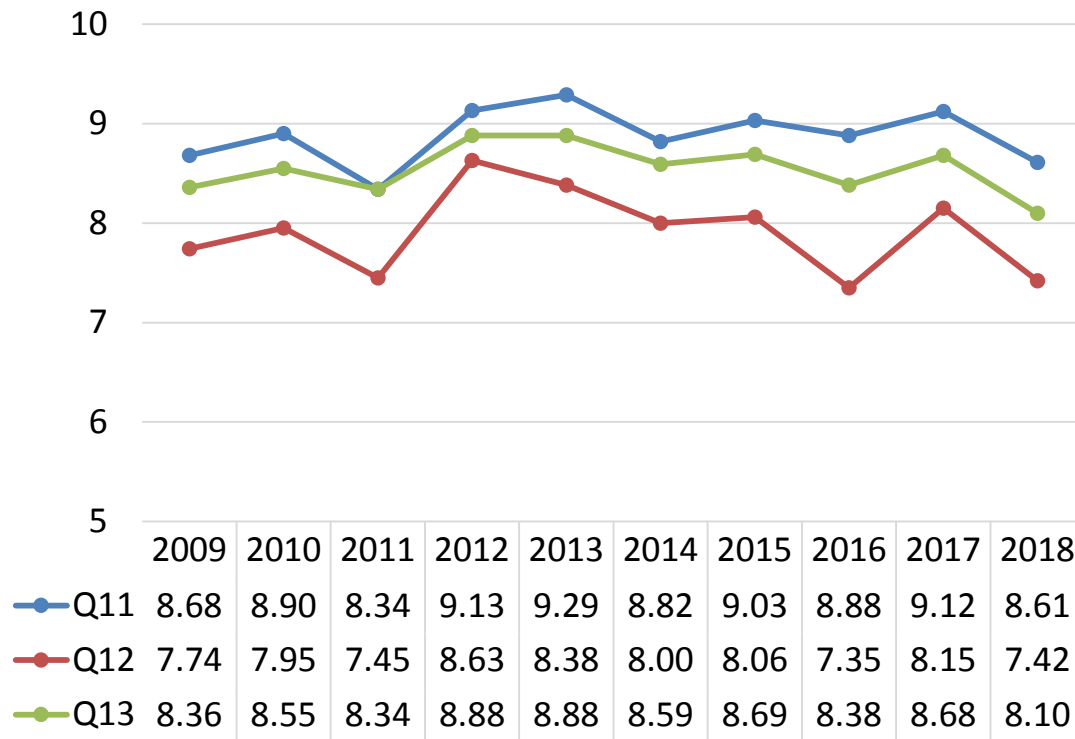
7. One of the metrics the Commission uses to measure progress is tracking the **number of stocks where overfishing is no longer occurring**. Is this a clear metric to measure progress?

8. How satisfied are you with the Commission's progress to end overfishing?

9. Are you satisfied with the Commission's ability to manage rebuilt stocks?

10. How satisfied are you with the Commission's efforts to engage with state legislators and members of Congress?

Measuring Availability & Utilization of Resources

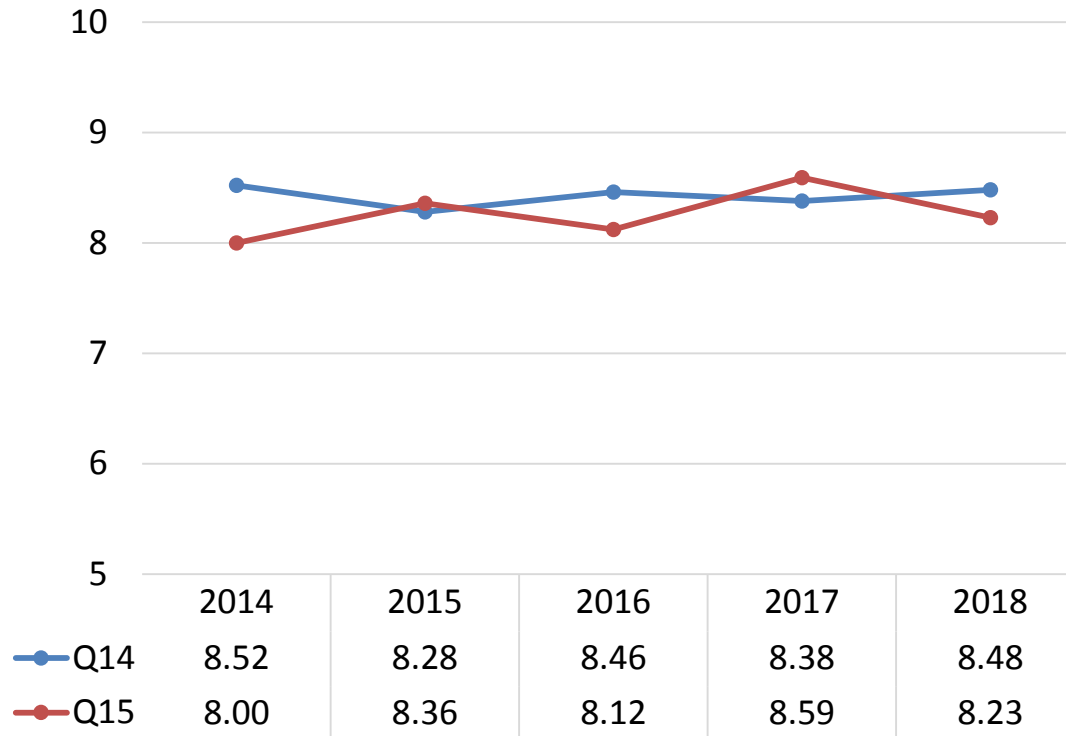


11. How satisfied are you that the Commission **efficiently and effectively utilizes available fiscal and human resources?**

12. How comfortable are you with the Commission's performance in **reacting to new information and adapting** accordingly to achieve Commission Goals?

13. The Commission has a limited scope of authority. How comfortable are you that the Commission spends the **appropriate amount of resources on issues within its control?**

Commission Products



14. How satisfied are you with the **products of the ISFMP Department?**

15. How satisfied are you with the **products of the Science Department?**