

American Eel
American Lobster
Atlantic Cobia
Atlantic Croaker
Atlantic Herring
Atlantic Menhaden
Atlantic Striped Bass
Atlantic Sturgeon
Black Drum
Black Sea Bass
Bluefish
Coastal Sharks
Horseshoe Crab
Jonah Crab
Northern Shrimp
Red Drum
Scup
Shad & River Herring
Spanish Mackerel
Spiny Dogfish
Spot
Spotted Seatrout
Summer Flounder
Tautog
Weakfish
Winter Flounder

ASMFC Stock Status Overview

This document provides an overview of stock status for the Commission's 27 managed species or species groups. Graphs contain the most recent information available and have been vetted through the relevant species technical committee. Where biomass data is lacking, other fishery indicators are used (i.e., landings, fishing mortality rates). Time frames differ based on data availability.









June 2021



Vision: Sustainable and Cooperative Management of Atlantic Coastal Fisheries








Quick Guide to ASMFC Species Stock Status

(Current as of June 2021)

SPECIES	OVERFISHED	OVERFISHING	ASSESSMENT & MANAGEMENT OVERVIEW	
	American Eel	Depleted	Unknown	Stock status based on 2017 stock assessment update. Measures implemented in 2013/2014 to reduce fishing mortality and prevent expansion of the fishery.
	Gulf of Maine/ Georges Bank (GOM/GBK)	Not Depleted	N	Stock status based on 2020 benchmark assessment; abundance and recruitment near record highs.
	Southern New England	Depleted	N	Stock status based on 2020 benchmark assessment; abundance and recruitment lowest on record.
	American Shad	Depleted	Unknown	Stock status based on 2020 benchmark assessment. Species depleted on coastwide basis, with recovery limited by restricted access to spawning habitat. Amendment 3 established 2013 moratorium unless river-specific sustainability can be documented.
	Atlantic Croaker	Unknown	Unknown	2020 TLA triggered management action for the Mid-Atlantic and South Atlantic regions; changes to recreational and commercial fishery regulations initiated.
	Atlantic Herring	Y	N	Stock status based on 2020 stock assessment update; total biomass, SSB, and recruitment remain at low levels. 2021-2023 quotas significantly reduced.
	Atlantic Menhaden	N	N	Rebuilt. Stock status based on 2020 assessment; use of ERPs approved by Board in August 2020.
	Atlantic Striped Bass	Y	Y	Stock status based on 2018 benchmark assessment. Measures implemented in 2020 to achieve an 18% reduction in total removals and end overfishing.
	Atlantic Sturgeon	Depleted	N	Stock status based on 2017 benchmark assessment; slow recovery has been occurring since 1998 and total mortality is sustainable. 40+ year moratorium implemented in 1998; listed in 2012 under the ESA.









Quick Guide to ASMFC Species Stock Status

(Current as of June 2021)

SPECIES	OVERFISHED	OVERFISHING	ASSESSMENT & MANAGEMENT OVERVIEW
	Black Drum	N	N Stock status based on 2015 benchmark assessment; biomass declining slowly, though estimated to be well above that necessary to produce MSY. Possession and size limits implemented to prevent expansion of fishery.
	Black Sea Bass	N	N Stock status based on 2019 operational assessment; SSB estimated to be 2.4 times biomass target. Assessment update scheduled for 2021.
	Bluefish	Y	N Stock status based on 2019 operational assessment; updated reference points resulted in overfishing status in 2018. Reduced commercial quota and more restrictive recreational measures implemented in 2020 in response to overfishing. Assessment update scheduled for 2021.
	Coastal Sharks	Varies by species & species complex	
	Cobia	N	N Rebuilt. Stock status based on 2020 benchmark stock assessment.
	Horseshoe Crab	Unknown	Unknown Stock status based on 2019 benchmark assessment; NE region and DE Bay stocks stable; NY region stock poor; and SE region stock good. Coastwide abundance has fluctuated, with many surveys decreasing after 1998 but increasing in recent years. ARM Framework used since 2013 to set harvest levels for horseshoe crabs of DE Bay origin.
	Jonah Crab	Unknown	Unknown Efforts underway to conduct first range-wide assessment; measures implemented to prevent the harvest of immature crabs and cap fishery to limit expansion.





Quick Guide to ASMFC Species Stock Status

(Current as of June 2021)

SPECIES	OVERFISHED	OVERFISHING	ASSESSMENT & MANAGEMENT OVERVIEW	
	Northern Shrimp	Depleted	N	Stock status based on 2019 TLA; abundance, biomass, SSB, and recruitment at or near new time-series lows. Environmental conditions continue to be unfavorable to rebuilding. Fishing moratorium in place since 2014 to protect remaining spawning population.
	Northern Region	Unknown	N	Stock status based on 2018 benchmark assessment; sSPR above target and threshold SPRs. Model simulations underway to support next benchmark stock assessment.
	Southern Region	Unknown	N	
	River Herring	Depleted	Unknown	Stock status based on 2017 assessment update. Amendment 2 established 2012 moratorium unless river-specific sustainability can be documented.
	Scup	N	N	Rebuilt. Stock status based on 2017 assessment update; SSB estimated to be two times its target. Assessment update scheduled for 2021.
	Spanish Mackerel	N	N	Rebuilt. Stock based on 2012 stock assessment. SEDAR operational assessment scheduled for 2022.
	Spiny Dogfish	N	N	Stock status based on 2018 assessment. Despite biomass remaining above the threshold, declines in recent years have required a significant harvest reduction in 2019-2020 to ensure overfishing does not occur.
	Spot	Unknown	Unknown	2020 TLA triggered management action for the Mid-Atlantic and South Atlantic regions; changes to recreational and commercial fishery regulations initiated.
	Spotted Seatrout	Unknown	Unknown	No range-wide assessment. Omnibus Amendment includes measures to protect spawning stock & establishes 12" minimum size limit.

Quick Guide to ASMFC Species Stock Status

(Current as of June 2021)

SPECIES		OVERFISHED	OVERFISHING	ASSESSMENT & MANAGEMENT OVERVIEW
	Summer Flounder	N	N	Stock status based on 2019 assessment update. Recruitment below average since 2011, resulting in a declining stock trend, Assessment update scheduled for 2021.
	Massachusetts – Rhode Island	N	N	Stock status based on 2016 assessment update. Amendment 1 established regional stock units and reference points, as well as a commercial tagging program. Assessment update scheduled for 2021. Board to evaluate 2021 assessment results and Risk and Uncertainty Policy analysis to determine future management actions.
	Long Island Sound	Y	Y	
	New Jersey – New York Bight	Y	Y	
	Delaware – Maryland – Virginia	Y	N	
	Weakfish	Depleted	N	Stock status based on 2019 assessment update. Species depleted since 2003; population experiencing high levels of natural mortality, preventing stock recovery. Since 2009, harvest limited to a one fish recreational creel limit and a 100 pound commercial bycatch limit.
	Gulf of Maine	Unknown	N	Stock status based on 2020 assessment update; abundance indices relatively flat over full time series with little change to size structure.
	South New England/ Mid-Atlantic	Y	N	Stock status based on 2020 assessment update; SSB at record lows despite sustained low levels of fishing mortality. Recruitment has declined sharply since 1980s and remains near time series low.

What Does a Status Mean?

Rebuilt/Sustainable - Stock biomass is equal to or above the biomass level established by the FMP to ensure population sustainability. When between benchmark assessments, a stock can still be considered rebuilt/sustainable if it drops below the target but remains above the threshold.

Unknown - There is no accepted stock assessment to estimate stock status.

Depleted - Reflects low levels of abundance though it is unclear whether fishing mortality is the primary cause for reduced stock size

Overfished - Occurs when stock biomass falls below the threshold established by the FMP, impacting the stock's reproductive capacity to replace fish removed through harvest, and that decline is driven primarily by fishing mortality.

Overfishing - Removing fish from a population at a rate that exceeds the threshold established in the FMP, impacting the stock's reproductive capacity to replace fish removed through harvest.

Benchmark stock assessment - A full analysis and review of stock condition, focusing on the consideration of new data sources and newer or improved assessment models. This assessment is generally conducted every 3-5 years and undergoes a formal peer review by a panel of independent scientists who evaluate whether the data and the methods used to produce the assessment are scientifically sound and appropriate for management use.

Stock assessment update - Incorporates data from the most recent years into a peer-reviewed assessment model to determine current stock status (abundance and overfishing levels)

Table Acronyms

ERPs – ecological reference points

ESA – Endangered Species Act

MSY – maximum sustainable yield

SPRs – spawning potential ratio

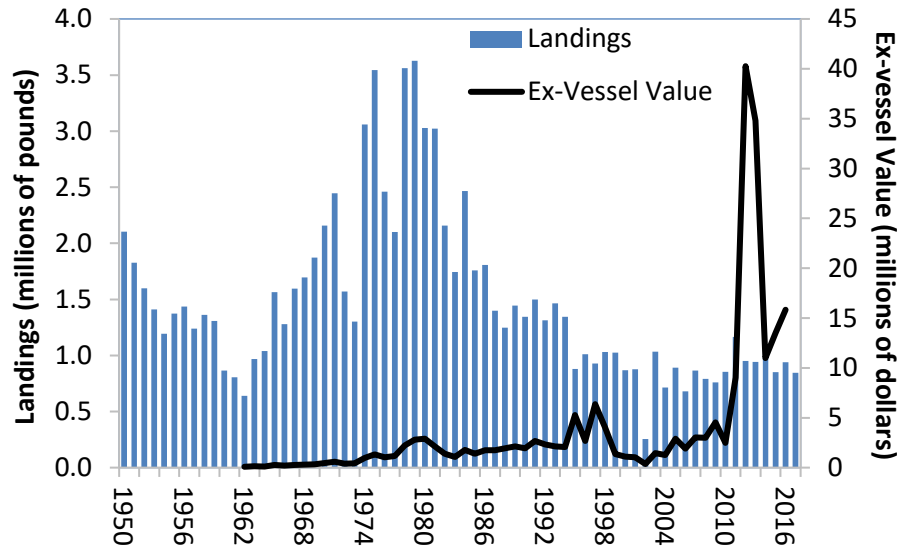
SSB – spawning stock biomass

TLA – Traffic Light Analysis

Overview of Stock Status American Eel, *Anguilla rostrata*

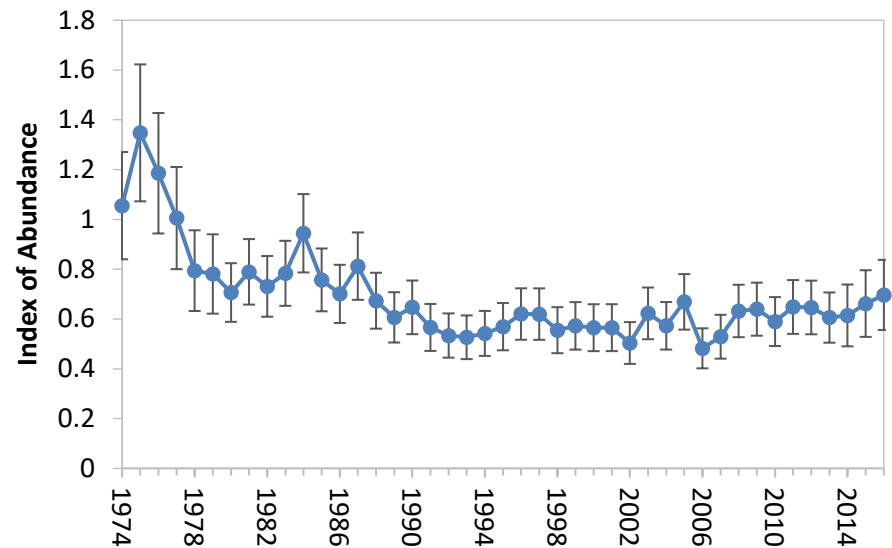
American Eel Commercial Landings and Ex-Vessel Value

Source: ACCSP Data Warehouse, 2019



40+ Year Index of Abundance of Yellow American Eel along the Atlantic Coast, 1974-2016.

Source: ASMFC American Eel Stock Assessment Update, 2017



Timeline of Management Actions: FMP (1999); Addendum I (2006); Addendum II (2008); Addendum III (2013); Addendum IV (2014); Addendum V (2018)

Management Considerations:

Condition: Depleted

FMP Stock Rebuilding Goals: Protect and enhance the abundance of American eel in inland and territorial waters of the Atlantic states and jurisdictions, contribute to the viability of the American eel spawning population, and provide for sustainable fisheries by preventing overharvest.

FMP Status: FMP approved in 2000. Addendum I (2006) requires mandatory reporting of catch and effort data. Addendum II (2008) advocates for increased emphasis on improving upstream and downstream passage for American eel. Addenda III (2013) and IV (2014) seek to reduce mortality and increase conservation of American eel stocks across all life stages. Addendum III establishes new management measures for both the commercial (glass, yellow, and silver) and recreational eel fisheries, and implements fishery-independent and -dependent monitoring requirements. Addendum IV (2014) established a 907,671 pound coastwide quota for yellow eel fisheries, reduced Maine’s glass eel quota to 9,688 pounds (2014 landings), and allowed for the continuation of New York’s silver eel weir fishery in the Delaware River. Addendum V (2018) replaces Addendum IV’s measures, increasing the yellow eel coastwide cap starting in 2019 to 916,473 pounds, adjusting the method (management trigger) to reduce total landings to the coastwide cap when the cap has been exceeded, and removing the implementation of state-by-state allocations if the management trigger is met. The Addendum also maintains Maine’s glass eel quota of 9,688 pounds.

Overview of Stock Status American Eel, *Anguilla rostrata*

removing the implementation of state-by-state allocations if the management trigger is met. The Addendum also maintains Maine’s glass eel quota of 9,688 pounds.

Primary Management Measures: Recreational fisheries are managed by minimum size limits and possession limits. Commercial fisheries are managed by quotas.

Trend Analysis of Regional and Coastwide Indices of American Eel Abundance by Young-of-the-year (YOY) and Yellow Eel Life Stages

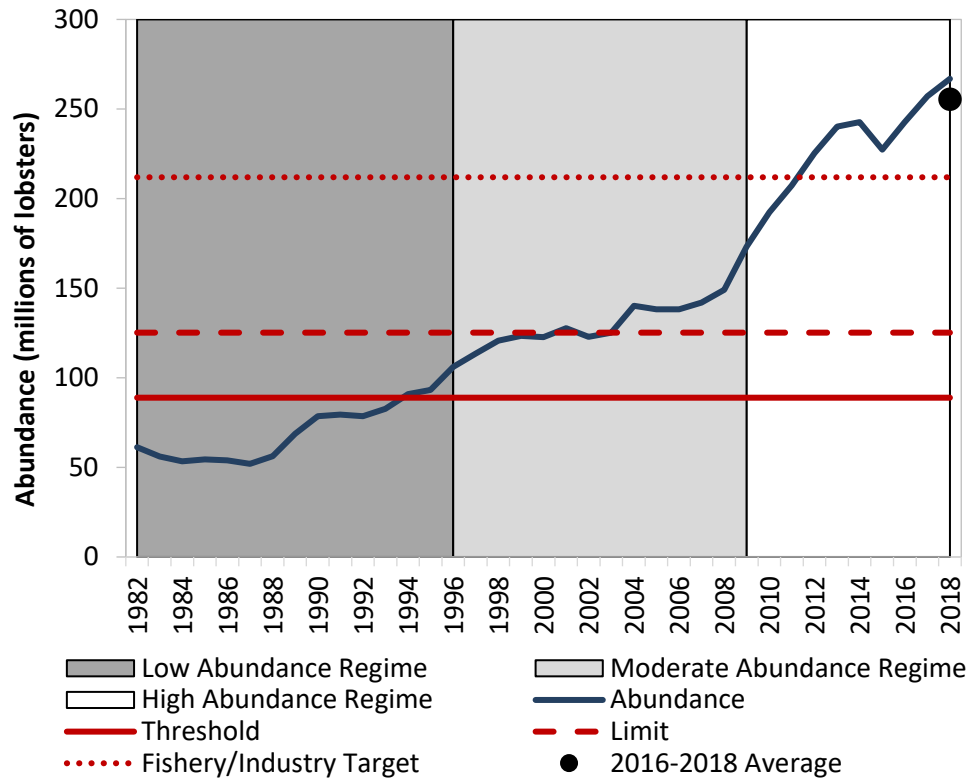
Region	Life Stage	Time Period	2012 Trend	2017 Trend
Gulf of Maine	YOY	2001–2016	NS	NS
Southern New England	YOY	2000–2016	NS	NS
	Yellow	2001–2010	NS	-
Hudson River	YOY	1974–2009	↓	-
	Yellow	1980–2016	↓	↓
Delaware Bay/ Mid-Atlantic Coastal Bays	YOY	2000–2016	NS	NS
	Yellow	1999–2016	NS	NS
Chesapeake Bay	YOY	2000–2016	NS	NS
	Yellow	1990–2009	↑	↑
South Atlantic	YOY	2001–2015	NS	↓
	Yellow	2001–2016	↓	↓
Atlantic Coast	YOY (short-term)	2000–2016	NS	NS
	YOY (long-term)	1987–2013	NS	NS
	Yellow (40+ year)	1974–2016	NS	↓
	Yellow (30-year)	1987–2016	↓	↓
	Yellow (20-year)	1997–2016	NS	NS

The arrows indicate the direction of the trend if a statistically significant trend was detected (P-value < α ; $\alpha = 0.05$). NS = no significant trend detected. A dash (-) = indices that data were not updated.

Overview of Stock Status American Lobster, *Homarus americanus*

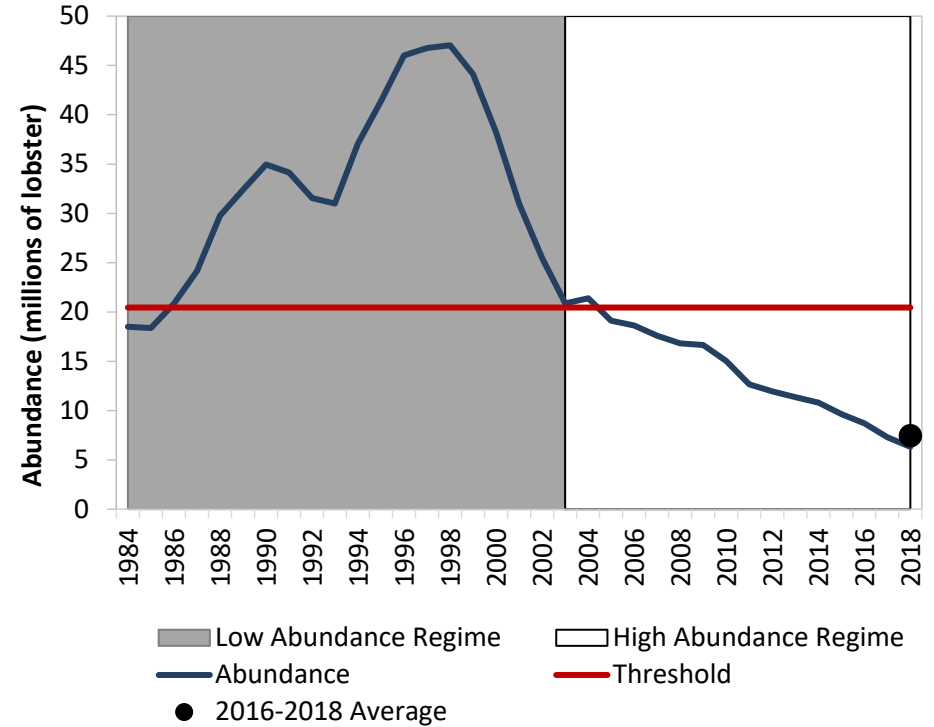
GOM/GBK Stock Abundance for Relative to Reference Points

Source: 2020 American Lobster Benchmark Stock Assessment Report



SNE Stock Abundance Relative to Reference Points

Source: 2020 American Lobster Benchmark Stock Assessment Report



Timeline of Management Actions: Amendment 3 ('97); Addendum I ('99); Addendum II ('01); Addendum III ('02); Addenda IV & V ('04); Addenda VI & VII ('05); Addenda VIII & IX ('06); Addenda X & XI ('07); Addendum XIII ('08); Addendum XII, XIV & XV ('09); Addendum XVI ('10); Addenda XVII & XVIII ('12); Addenda XIX – XXII ('13); Addendum XXIII ('14); Addendum XXIV ('15); Addendum XXVI ('18)

Management Considerations:

Condition:

Gulf of Maine/Georges Bank – Not overfished nor experiencing overfishing

Southern New England – Depleted and not experiencing overfishing. Abundance is below threshold.

Stock Rebuilding Goals:

Extensive research has highlighted the influence of the environment on American lobster life history and population dynamics. As a result, the 2020 benchmark stock assessment analyzed environmental time series were analyzed for regime shifts, which indicate a significant difference in the lobster's environment and population dynamics from one time period to another. Regime shifts can change a stock's productivity, impacting the stock's level of recruitment and its ability to support different levels of catch. Temperature time series were also analyzed to quantify the effect of temperature on survey catchability of lobster and correct trends in abundance estimated from surveys by accounting for temperature-driven changes in catchability through time.

FMP Status:

Amendment 3 and Addenda I – XXVI established 7 management areas and specific management measures to meet the rebuilding schedule by 2022. Addendum XII establishes guidelines for areas implementing a transferable trap program. Addendum XIII finalizes the Outer Cape Cod's effort control plan. Addendum XIV alters the LCMA trap transfer program. Addendum XV establishes limited entry for LCMA 1 federal water fishermen. Addendum XVI establishes new biological reference points to determine stock status for three stock units. Addendum XVII institutes a 10% reduction in exploitation by all fishing sectors and all gear types starting January 1, 2013 as the first phase in the Board's efforts to rebuild the Southern New England stock. Addenda XVIII and XIX address the second phase of rebuilding efforts by proposing area-specific measures to scale the scope of the Southern New England fishery to the size of the resource. Addendum XX establishes bottom-sharing in Closed Area 2 in order to protect large concentrations of egg-bearing females and prevent gear conflicts. Addenda XXI and XXII implement changes to the trap transferability program for Areas 2 and 3. Addendum XXIII addresses habitat considerations and Addendum XXIV addresses inconsistencies between federal and Commission regulations on transfers.

Addendum XXVI expands the mandatory harvester reporting data elements, improves the spatial resolution of harvester data, establishes a 5-year timeline for implementation of 100% harvester reporting, and prioritizes the development of electronic harvester reporting, as well as improves biological sampling requirements by establishing a baseline of ten sampling trips per year in the American lobster/Jonah crab fishery.

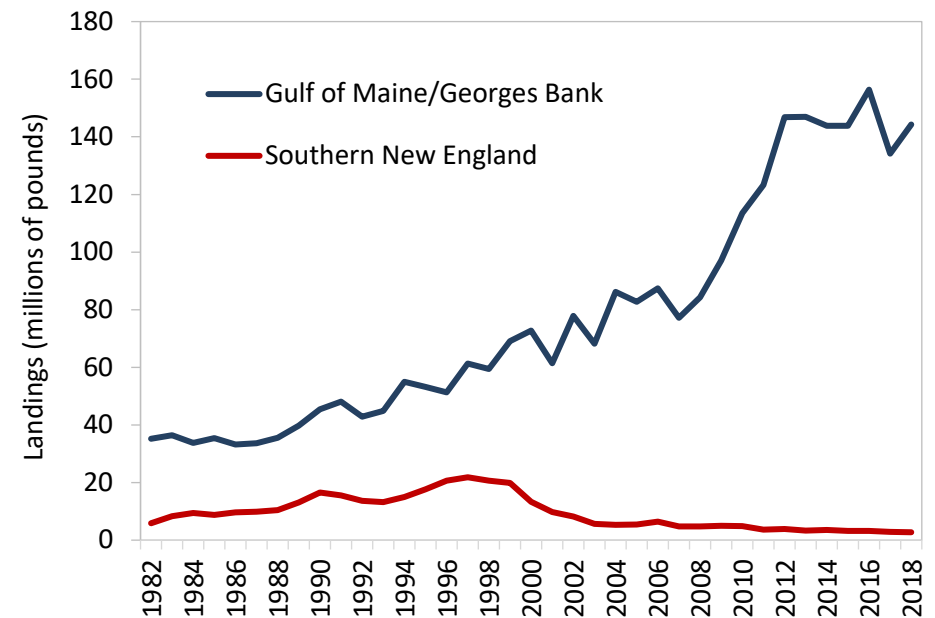
Pending Action:

Following its review of the 2020 Benchmark Stock Assessment and Peer Review Report, the Board reinitiated development of Draft Addendum XXVII, with the goal of increasing the resiliency of the GOM/GBK stock by considering the standardization of management measures across LCMAs. This management action is intended to be proactive in response to signs of reduced larval settlement and juvenile recruitment.

Primary Management Measures: Lobster is managed through 7 specific management areas. Each area has unique regulations that can include minimum/maximum size limits, trap limits, and v-notching definitions.

American Lobster Landings by Area

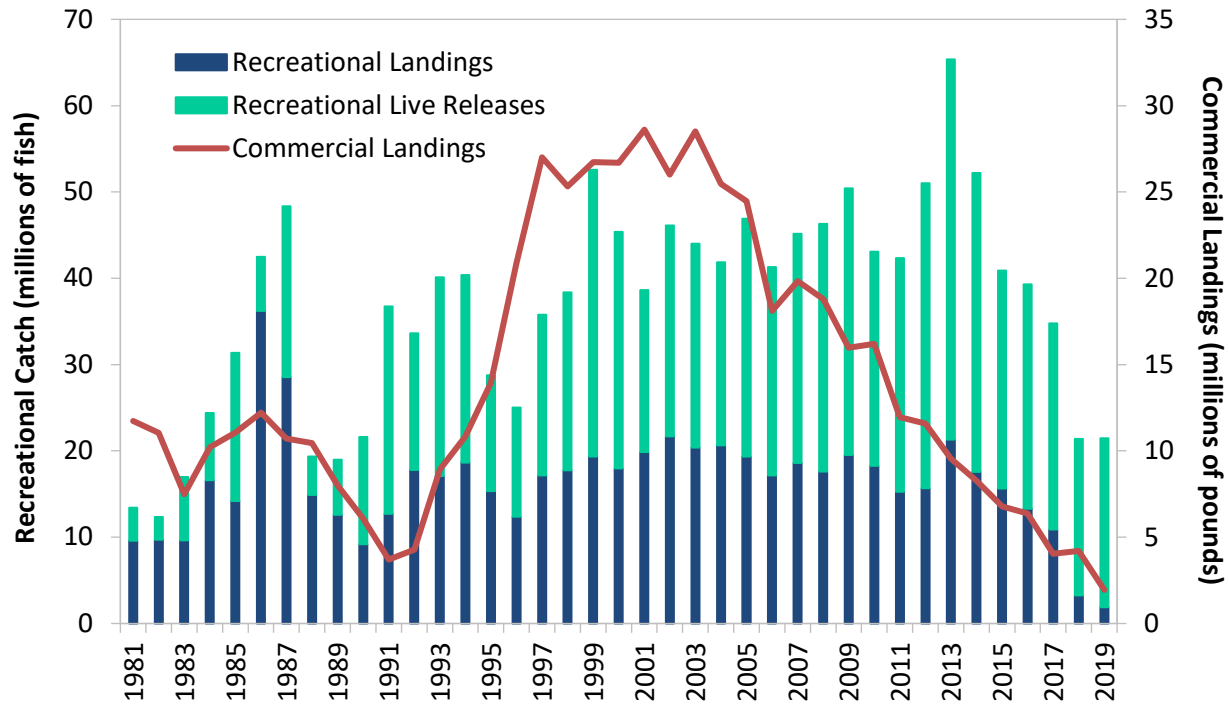
Source: 2020 American Lobster Benchmark Stock Assessment Report



Overview of Stock Status Atlantic Croaker, *Micropogonias undulatus*

Atlantic Croaker Recreational Catch and Commercial Landings

Source: ACCSP Data Warehouse, 2019



Timeline of Management Actions: FMP (1987); Amendment 1 (2005); Addendum I (2011); Addendum II (2014); Addendum III (2020)

Management Considerations:

Condition: Unknown; The TLA was recently updated in 2020 to incorporate additional fishery-independent surveys, age and length information, an updated reference period, regional characteristics, and an updated management trigger mechanism. These changes will better represent trends in adult abundance of spot than previous methods.

FMP Stock Rebuilding Goals (Addendum I):

Fishing Mortality Rate (F) Threshold = F_{MSY} (or a reasonable proxy thereof)

F Target (F_{target}) = a fraction of the F threshold. F target is the rebuilding rate. Exceeding F threshold constitutes overfishing.

Biomass target = B_{MSY} (or a reasonable proxy thereof)

B target is the rebuilt level.

Biomass threshold = a fraction of the biomass target.

Falling below B threshold constitutes overfished.

FMP Status: Amendment 1 revised FMP goals and objectives and established biological reference points. Addendum I revised the management area to assess the stock on a coastwide basis and adopted biological reference points. Addendum II established the TLA to assess stock trends and initiate management response. Addendum III updates the TLA's management trigger mechanism, management responses to TLA triggers, and evaluation of the fishery's response to measures implemented if triggers occur.

Overview of Stock Status

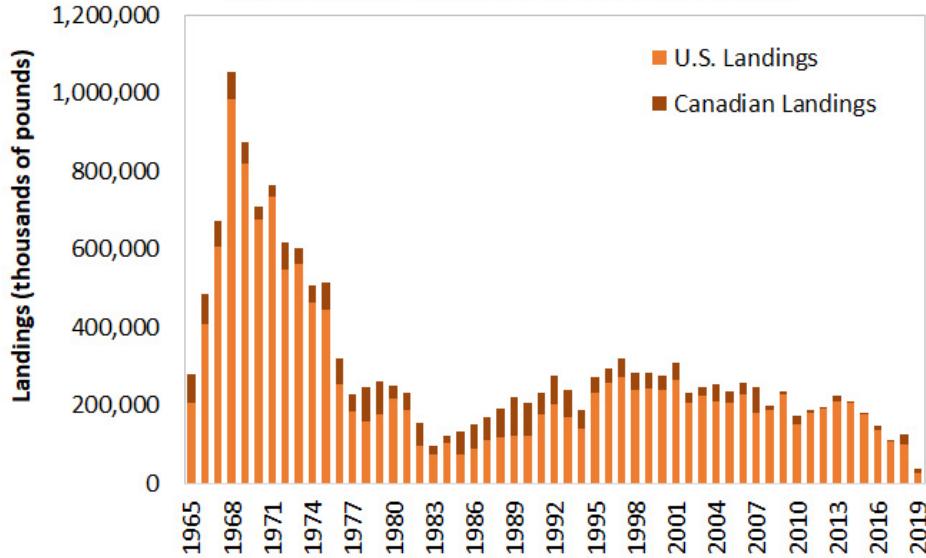
Atlantic Croaker, *Micropogonias undulatus*

Primary Management Measures: In each non-assessment year, the Atlantic Croaker Technical Committee uses the TLA to evaluate changes in stock trends and the fishery. Coastwide management actions are triggered if both characteristics (harvest and abundance) in either region exceed threshold levels of red for 3 of the 4 most recent years. In 2020, the TLA indicated a moderate level of concern for the harvest metric in the Mid-Atlantic and South Atlantic regions, and for abundance in the Mid-Atlantic region, triggering a management response.

Overview of Stock Status Atlantic Herring, *Clupea Harengus*

Atlantic Herring Landings

Source: NEFSC Management Track Assessment, 2020



Timeline of Management Actions: FMP (1993); Amendment 1 (1999); Amendment 2 (2006); Technical Addendum I (2006); Addendum I (2009); Addendum II (2010); Addendum V (2012); Addendum VI (2013); Amendment 3 (2016); Addendum I (2017); Addendum II (2019)

Management Considerations:

Condition: Overfished but overfishing is not occurring.

FMP Reference Points and Current Values:

SSB Target = 269,000 mt; SSB Threshold = 134,500 mt; 2019 SSB = 77,883 mt
Fishing Mortality Threshold (F_{MSY}) = 0.54; 2019 F = 0.25
2019 Recruitment = 666 million fish (below median of 3.43 billion fish)

FMP Status:

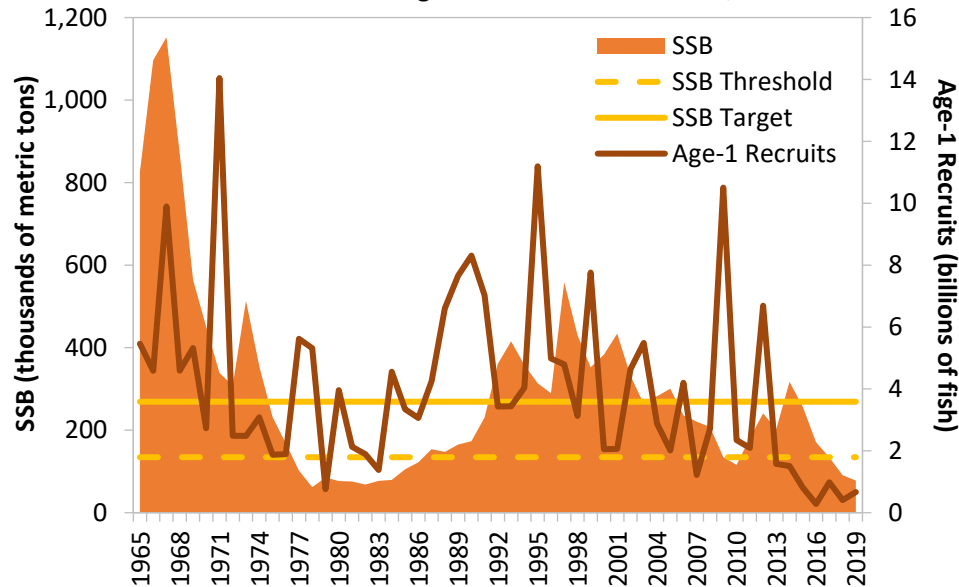
Amendment 3, approved in February 2016, refines the spawning closure monitoring system and modifies the fixed gear set-aside. The Amendment consolidates prior amendments (and associated addenda) and recent management decisions into a single document; it is now the guiding management document for the Area 1A Atlantic Herring fishery. Addendum I to Amendment 3 includes management measures to stabilize the rate of catch in Area 1A and distribute the seasonal quota throughout Trimester 2 (June through September), which has 72.8% of the annual allocation. Addendum II to Amendment 3 strengthens spawning protections in Area 1A (inshore Gulf of Maine) by initiating a closure when a lower percentage of the population is spawning, extending the closure for a longer time, and modifying the trigger level necessary to reclose the fishery.

Primary Management Measures:

The Council and the Commission set the ACL for the 2021 fishing season at 10.6 million pounds (4,814 metric tons). The ACL is further subdivided as follows: Area 1A = 3.1 million pounds (1,391 mt), Area 1B = 0.46 million pounds (207 mt), Area 2 = 2.9 million pounds (1,338 mt), and Area 3 = 4.1 million pounds (1,877 mt). The initial specification for the Area 1A sub-ACL of 1,391 mt increased by 218 mt due to the carryover of 5 percent of the 2019 Area 1A sub-ACL. After adjusting for this carryover, the 30 mt fixed gear set-aside, and the 8% buffer (Area 1A closes at 92% of the sub-ACL), the Area 1A sub-annual catch limit (sub-ACL) is 1,453 mt. There is no research-set-aside for 2021 because the participants in the RSA program will not continue their RSA project in 2021. For 2021, the Area 1A sub-ACL is further distributed seasonally with 72.8% of the quota available from June through September and 27.2% allocated from October through December. Directed fisheries within a management area close when 92% of the sub-ACL has been harvested, and the stock-wide fishery closes when 95% of the ACL is projected to be reached.

Atlantic Herring Spawning Stock Biomass and Recruitment

Source: NEFSC Management Track Assessment, 2020



Overview of Stock Status

Atlantic Herring, *Clupea Harengus*

Pending Action:

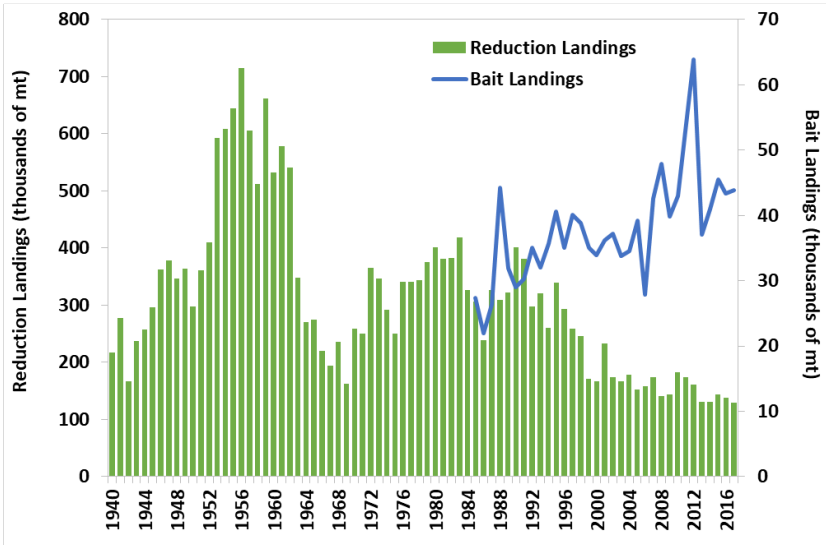
In February 2020, the Board approved for public comment Draft Addendum III to consider new approaches for managing the Area sub-ACL under low quota scenarios for the 2020 fishing season and consider expanding landing provisions for permit holders within the days out program. In May 2020, the Board postponed final action on Addendum III until a final rule for the Council's Amendment 8 has been published and until the Council and Commission leadership conduct discussions on coordination of Atlantic herring management. NOAA Fisheries published the final rule on the Council's Amendment 8 in January 2021 and coordination discussions between Council and Commission leadership are still ongoing.

Overview of Stock Status

Atlantic Menhaden, *Brevoortia tyrannus*

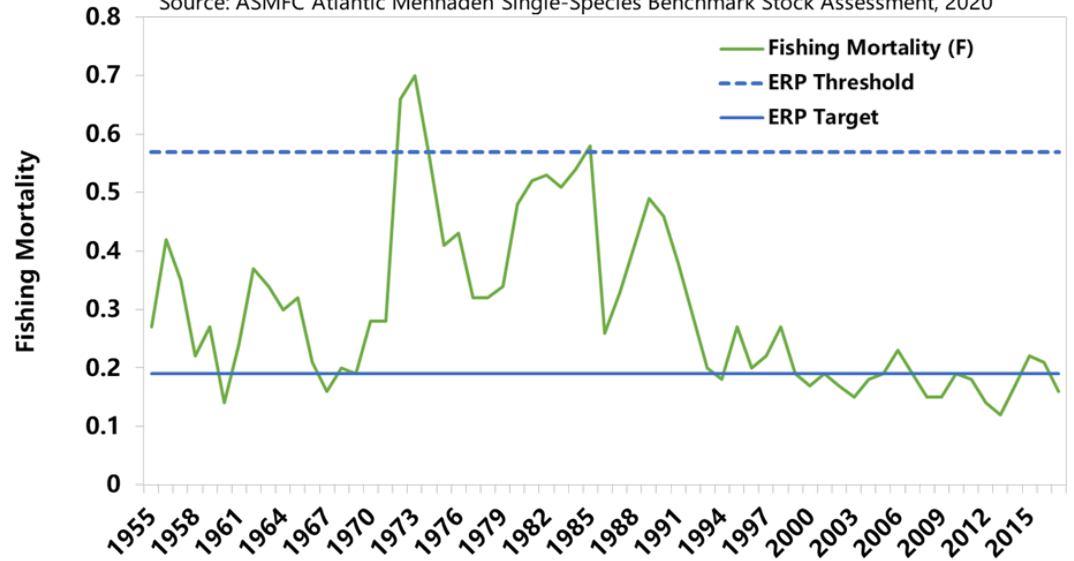
Atlantic Menhaden Bait and Reduction Landings

Source: ACCSP for Bait Landings and NOAA Beaufort Lab for Reduction Landings



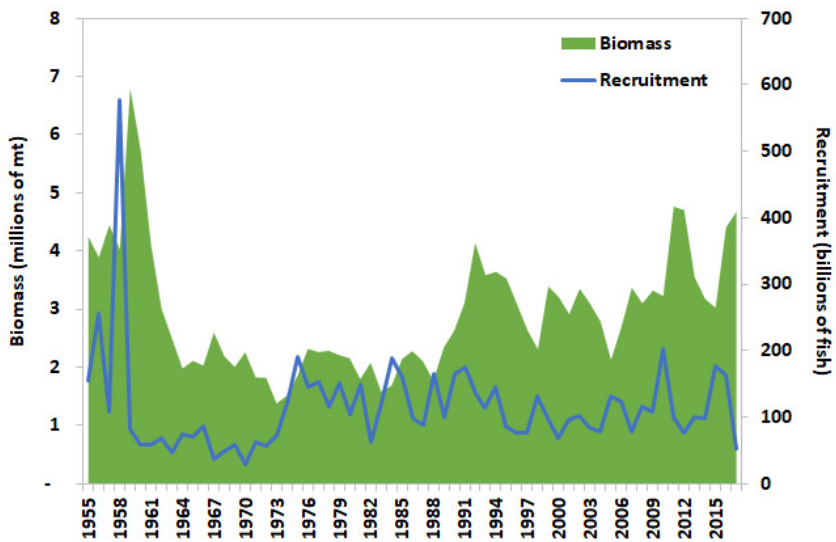
Atlantic Menhaden Fishing Mortality (Ages 2-4)

Source: ASMFC Atlantic Menhaden Single-Species Benchmark Stock Assessment, 2020



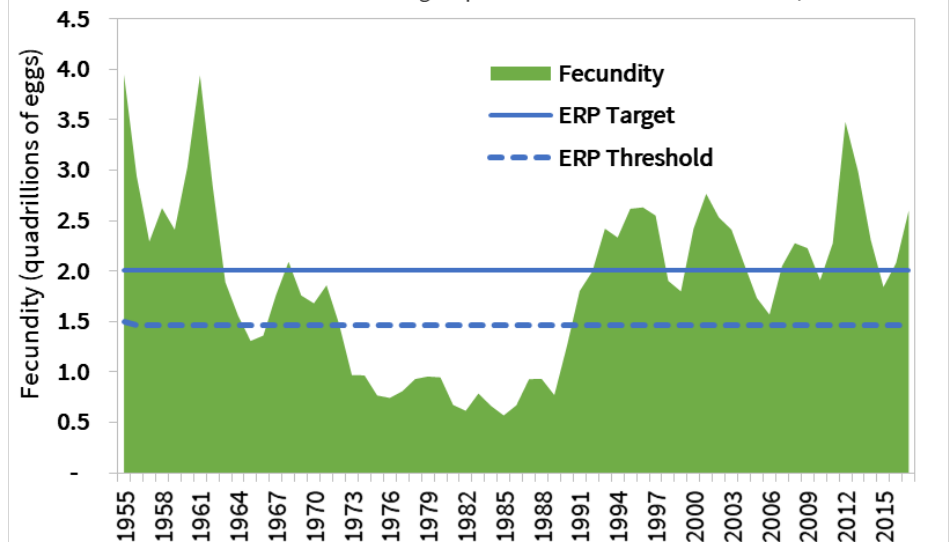
Atlantic Menhaden Biomass and Recruitment

Source: ASMFC Atlantic Menhaden Single-Species Benchmark Stock Assessment, 2020



Atlantic Menhaden Fecundity

Source: ASMFC Atlantic Menhaden Single-Species Benchmark Stock Assessment, 2020



Overview of Stock Status Atlantic Menhaden, *Brevoortia tyrannus*

Timeline of Management Actions: FMP (1981); FMP Revision (1991); Amendment 1 (2001); Addendum I (2004); Addendum II (2005); Addendum III (2006); Addendum IV (2009); Addendum V (2011); Amendment 2 (2012); Technical Addendum I (2013); Addendum I (2016); Amendment 3 (2017)

Management Considerations

Condition: Not overfished and not experiencing overfishing (2020 single-species and ecological reference points (ERP) benchmark stock assessments)

FMP Stock Rebuilding Goals:

ERP Fishing Mortality Target = 0.19

ERP Fishing Mortality Threshold = 0.57

Current Fishing Mortality (2017) = 0.16

ERP Fecundity Target = 2.004 quadrillions of eggs

ERP Fecundity Threshold = 1.493 quadrillions of eggs

Current Fecundity (2017) = 2.602 quadrillions of eggs

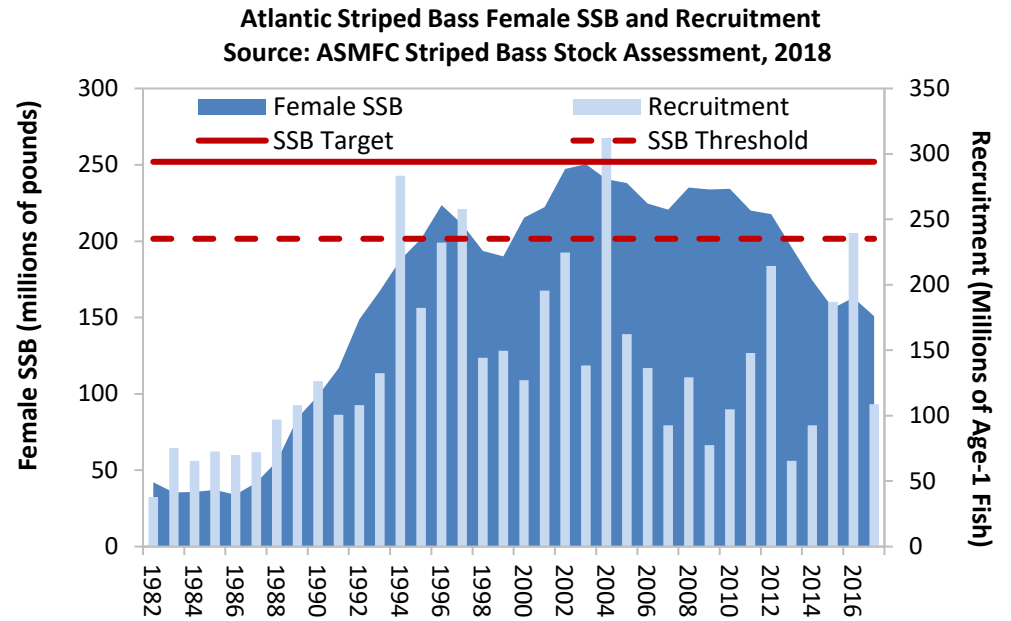
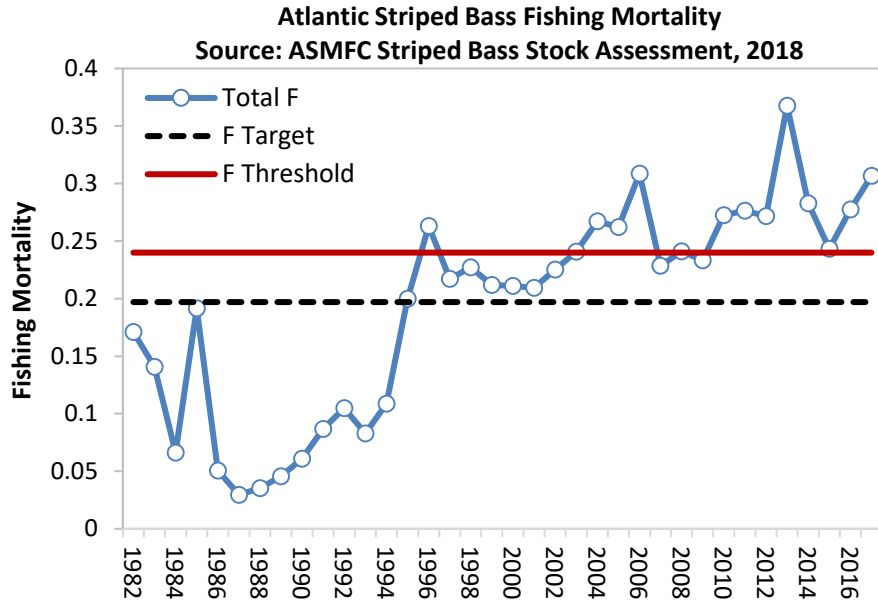
FMP Status: Amendment 3, approved in November 2017, maintained the single-species biological reference points through 2019, and addresses allocation, quota transfers, quota rollovers, incidental catch, the episodic events set aside program, and the Chesapeake Bay reduction fishery cap. Amendment 3 also changes fishery allocations in order to strike an improved balance between gear types and jurisdictions. The Amendment allocates a baseline quota of 0.5% to each jurisdiction, and then allocates the rest of the total allowable catch (TAC) based on historic landings between 2009 and 2011 (see accompanying table). This measure provides fishing opportunities to states that currently have little quota while still recognizing historic landings in the fishery. The Amendment also maintains the quota transfer process, prohibits the rollover of unused quota, maintains the 6,000 lb trip limit for non-directed and small-scale gears following the closure of a directed fishery, and sets aside 1% of the TAC for episodic events in the states of New York through Maine.

In August 2020, the Board approved the following Ecological Reference Points (ERPs) for the management of Atlantic menhaden: ERP target: The maximum fishing mortality rate (F) on Atlantic menhaden that sustains Atlantic striped bass at their biomass target when striped bass are fished at their F target and the ERP threshold: The maximum F on Atlantic menhaden that keeps Atlantic striped bass at their biomass threshold when striped bass are fished at their F target.

Primary Management Measures: The Atlantic Menhaden Management Board (Board) approved a total allowable catch (TAC) of 194,400 metric tons (mt) for the 2021 and 2022 fishing seasons, which represents a 10% reduction from the 2018-2020 TAC level. The 2021-2022 TAC was set based on ERPs. See accompanying table for state percent shares of the TAC. States must close their fisheries when the state-specific portion of the TAC has been reached.

Amendment 3 Quota Allocations	
State	Allocations (%)
Maine	0.52%
New Hampshire	0.50%
Massachusetts	1.27%
Rhode Island	0.52%
Connecticut	0.52%
New York	0.69%
New Jersey	10.87%
Pennsylvania	0.50%
Delaware	0.51%
Maryland	1.89%
Potomac River Fisheries Commission	1.07%
Virginia	78.66%
North Carolina	0.96%
South Carolina	0.50%
Georgia	0.50%
Florida	0.52%
Total	100%

Overview of Stock Status Atlantic Striped Bass, *Morone saxatilis*



Timeline of Management Actions: FMP (1981); Amendment 6 (2003); Addendum I (2007); Addendum II (2010); Addendum III (2012); Addendum IV (2014); Addendum VI (2019)

Management Considerations

Condition: Overfished and overfishing occurring (2018 Benchmark Stock Assessment and Peer Review)

FMP Stock Control Rules:

$SSB_{target} = 252$ million pounds	$F_{target} = 0.20$
$SSB_{threshold} = 202$ million pounds	$F_{threshold} = 0.24$
$SSB = 151$ million pounds	$F_{2017} = 0.31$

FMP Status: Amendment 6 (2003) established new biological reference points and triggers for Board action. Addendum I (2007) established a data collection program to increase accuracy of discard and discard mortality estimates. Addendum III (2012) established a mandatory commercial tagging program for all states and jurisdictions with commercial striped bass fisheries and recommended increasing penalties for illegally harvested fish. Addendum IV (2014) established new fishing mortality (F) reference points and required harvest reductions to reduce F to the new F target; coastal states to implement measures to reduce harvest by 25% relative to 2013 levels, and Chesapeake Bay states/jurisdictions implemented measures to reduce harvest by 20.5% relative to 2012 levels. Addendum VI (2019) responds to the recent overfishing status determination, and called for an 18% reduction in total removals to reduce F to the target level. To achieve this, all state commercial quotas were reduced by 18%, and recreational fisheries implemented a 1 fish bag limit and a 28" to less than 35" slot limit for the ocean region and a 1 fish bag limit and an 18" minimum size limit for Chesapeake Bay in order to reduce total removals by 18% at the coastwide level. States were able to implement alternative regulations through conservation equivalency by demonstrating an 18% reduction in removals at the state-level. States implemented final regulations in April 2020. Additionally, since catch and release practices contribute significantly to overall fishing mortality, the Addendum mandates the use of circle hooks when fishing with bait to reduce release mortality in recreational striped bass fisheries. States must implement mandatory circle hook requirements by January 1, 2021.

Overview of Stock Status **Atlantic Striped Bass, *Morone saxatilis***

Primary Management Measures: Commercial harvest is managed through state-by-state quotas (for ocean and bay fisheries), minimum size limits, and seasons. The recreational fishery is managed through bag and size limits (and seasons in some states).

Pending Management Action: In August 2020, the Board initiated development of Draft Amendment 7 to the FMP. The Public Information Document, which is the first step in the adaptive management process, will focus on the following management topics: (1) fishery goals and objectives; (2) stock rebuilding/timeframe; (3) management triggers; (4) biological reference points; (5) regional management (recreational measures, coastal and producer areas, regional reference points); (6) recreational discard mortality; (7) conservation equivalency; (8) recreational accountability; and (9) coastal commercial quota allocation. The purpose of the PID is to solicit stakeholder feedback on any issues concerning the management of the striped bass stock and fishery, and to prioritize the importance of each topic for continued development and inclusion in the Draft Amendment. The Board will review a draft of the PID at the Commission's Winter Meeting in February. At that meeting, the Board will determine if the PID is ready to be sent out for public comment or if further modifications to the document are needed.

Overview of Stock Status Atlantic Sturgeon, *Acipenser oxyrinchus*

Management Considerations:

Condition:

Depleted (ASMFC Benchmark Stock Assessment 2017); NOAA Fisheries listed Atlantic sturgeon under the Endangered Species Act in 2012.

FMP Stock Rebuilding Goals:

To have at least 20 protected age classes of females in each spawning stock.

FMP Rebuilding Schedule:

Approximately 20 to 40 years from initiation of Amendment 1 (1998), depending on a number of factors, including individual spawning stock's maturity rate; longevity; geographic area; and length of prior fishery closures.

FMP Status:

FMP approved in 1990 and Amendment 1 approved in 1998 to initiate a moratorium. Addendum I was approved in 2001; Addendum II in May 2005; Addendum III in November 2006. Combined, all three Addenda permit the importation of non-indigenous Atlantic sturgeon as well as the development of private Atlantic sturgeon aquaculture facilities in Florida and North Carolina. Addendum IV, approved in 2012, updates habitat information and identifies areas of concern and research needs.

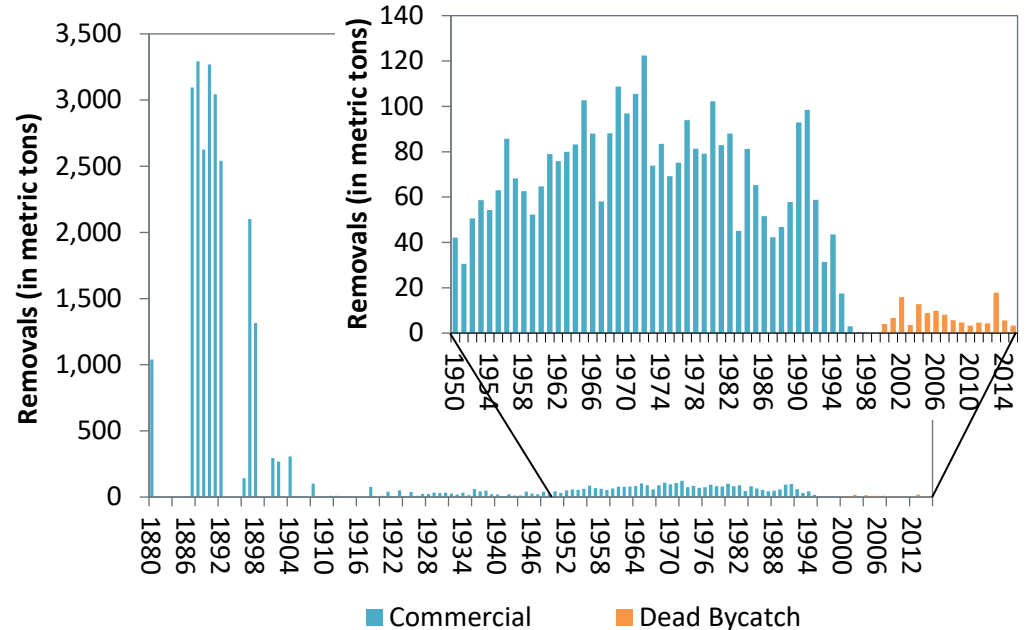
Primary Management Measures:

Amendment 1 mandated all Atlantic coastal states enact a moratorium on harvest and possession of Atlantic sturgeon. Exemptions to the moratorium on possession are detailed in the FMP.

Coastwide Atlantic Sturgeon Commercial Landings and Dead Bycatch, 1880–2014

Inserted graph provides same information but for a more recent timeframe, 1950–2014

Source: ASMFC Atlantic Sturgeon Benchmark Stock Assessment, 2017



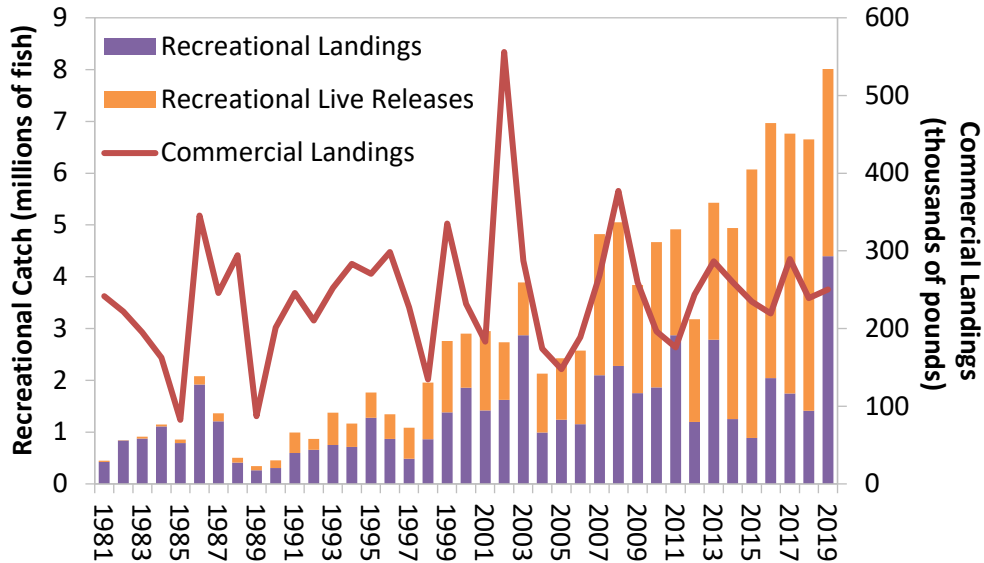
Timeline of Management Actions: FMP (1990); Amendment 1 (1998); Addendum I (2001); Addendum II (2005); Addendum III (2006); Addendum IV (2012)

Population	Mortality Status		Biomass/Abundance Status	
	Probability that $Z > Z_{50\%EPR}$	80%	Relative to Historic Levels	Average probability of terminal year of indices $> 1998^*$ value
Coastwide	7%		Depleted	95%
Gulf of Maine	74%		Depleted	51%
New York Bight	31%		Depleted	75%
Chesapeake Bay	30%		Depleted	36%
Carolina	75%		Depleted	67%
South Atlantic	40%		Depleted	Unknown (no suitable indices)

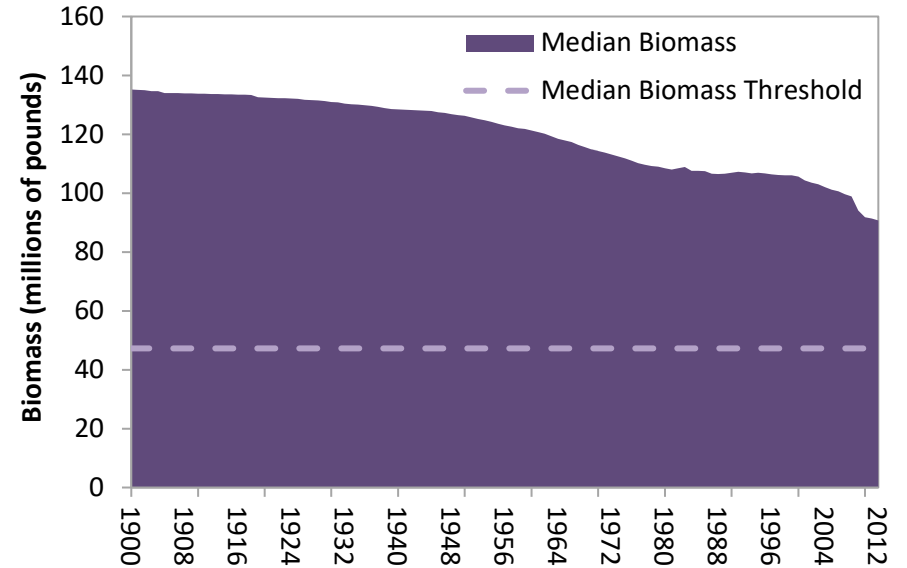
Overview of Stock Status Black Drum, *Pogonias cromis*

Black Drum Recreational Catch and Commercial Landings

Source: ACCSP Data Warehouse, 2019



Black Drum Biomass ASMFC Black Drum Benchmark Assessment, 2015



Timeline of Management Actions: FMP (2013); Addendum I (2018)

Management Considerations

Condition: Not overfished and not experiencing overfishing

FMP Stock Rebuilding Goals: None

FMP Rebuilding Schedule: None

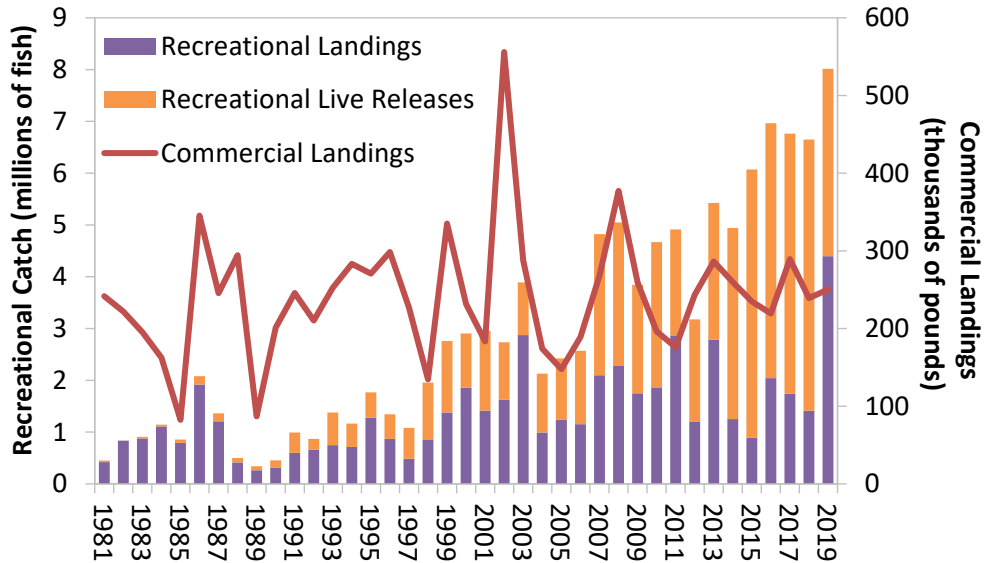
FMP Status: The Black Drum FMP was approved in June 2013. Addendum I allows Maryland to reopen its black drum commercial fishery in the Chesapeake Bay with a daily vessel limit of up to 10 fish and a 28-inch minimum size.

Primary Management Measures: The FMP requires all states to maintain current regulations for black drum and to implement a maximum possession limit and a minimum size limit of no less than 14 inches. The FMP also establishes a management framework to address future concerns or changes in the fishery or population.

Overview of Stock Status Black Drum, *Pogonias cromis*

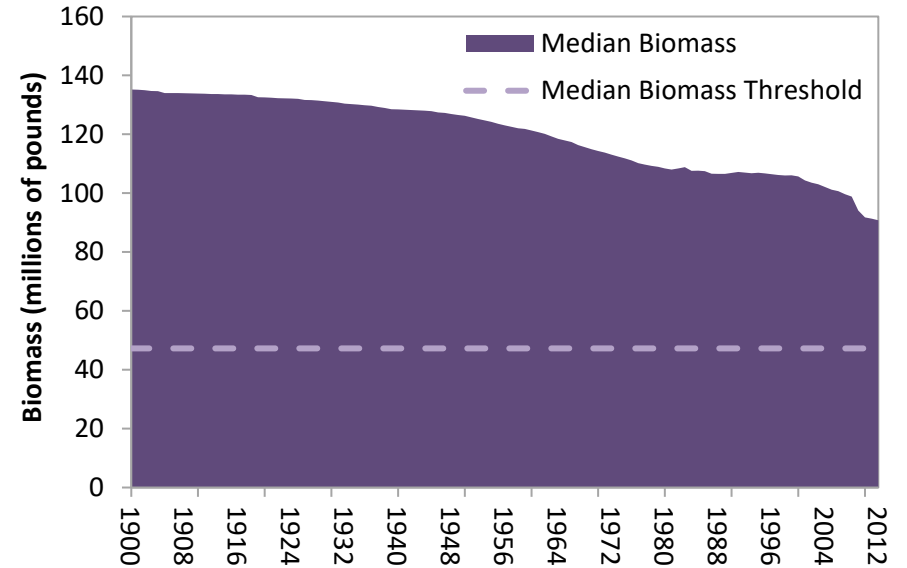
Black Drum Recreational Catch and Commercial Landings

Source: ACCSP Data Warehouse, 2019



Black Drum Biomass

ASMFC Black Drum Benchmark Assessment, 2015



Timeline of Management Actions: FMP (2013); Addendum I (2018)

Management Considerations

Condition: Not overfished and not experiencing overfishing

FMP Stock Rebuilding Goals: None

FMP Rebuilding Schedule: None

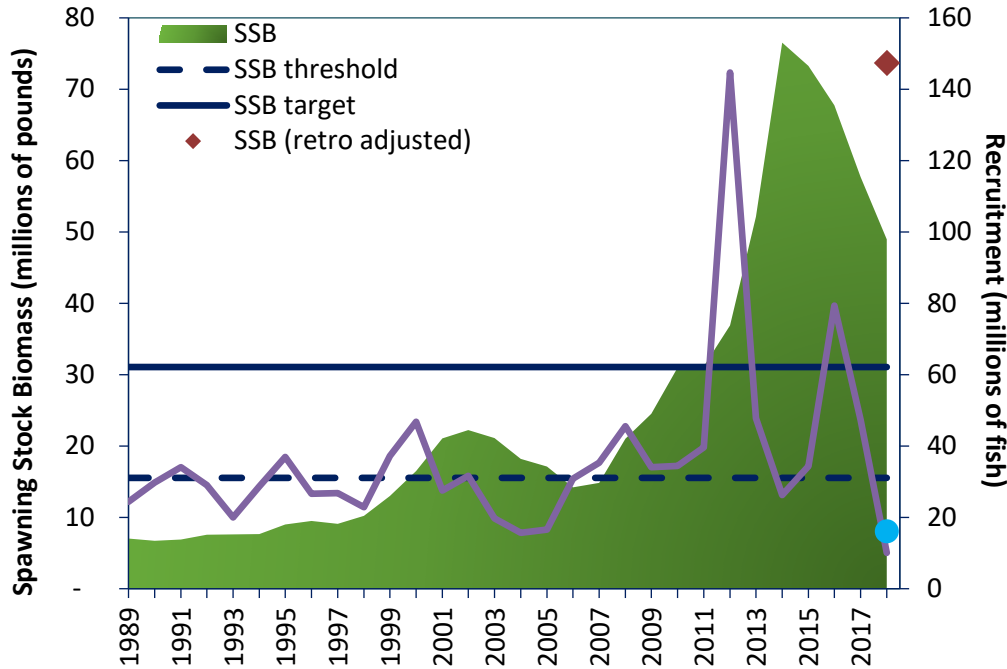
FMP Status: The Black Drum FMP was approved in June 2013. Addendum I allows Maryland to reopen its black drum commercial fishery in the Chesapeake Bay with a daily vessel limit of up to 10 fish and a 28-inch minimum size.

Primary Management Measures: The FMP requires all states to maintain current regulations for black drum and to implement a maximum possession limit and a minimum size limit of no less than 14 inches. The FMP also establishes a management framework to address future concerns or changes in the fishery or population.

Overview of Stock Status Black Sea Bass, *Centropristis striata*

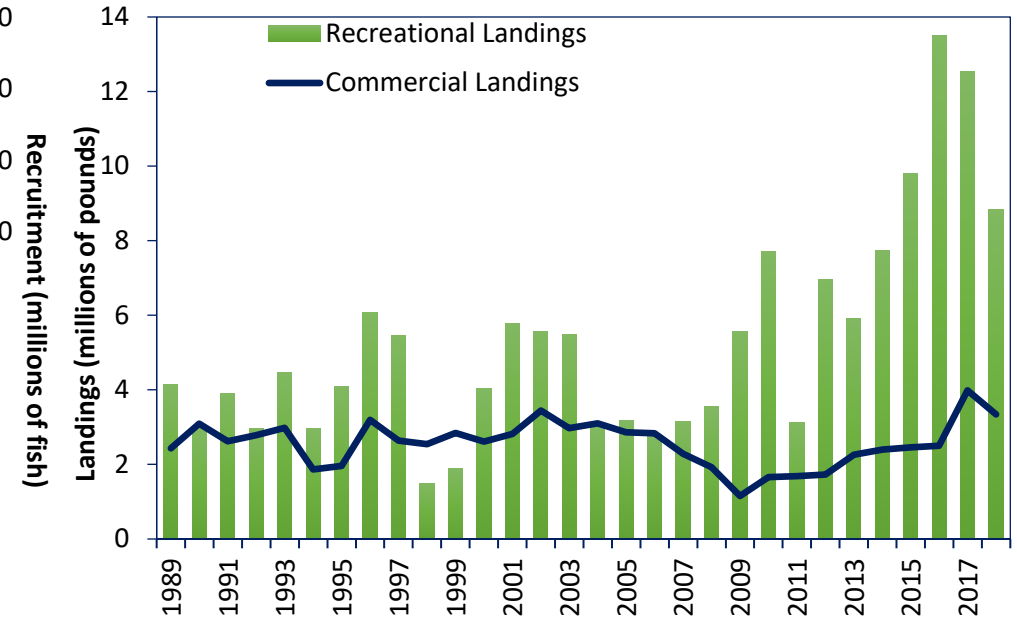
Black Sea Bass Spawning Stock Biomass and Recruitment

Source: NEFSC Operational Assessment, 2019



Black Sea Bass Commercial and Recreational Landings

Source: NEFSC Operational Assessment, 2019



Timeline of Management Actions: FMP ('96); Amendment 10 ('97); Amendment 11 ('98); Amendment 12 ('99); Amendment 13 ('02); Addenda XII & XIII ('04); Addendum XVI ('05); Addendum XIX ('07); Addendum XX ('09); Addendum XXI ('11); Addendum XXII ('12); Addendum XXIII ('13); Addendum XXV ('14); Addendum XXVII ('16); Addenda XXX, XXXI and XXXII ('18)

Management Considerations:

Condition: Although the resource was declared rebuilt in 2009, black sea bass' unique life history characteristics (e.g., the species changes sex from female to male) contributes to some level of uncertainty about the size of the stock and the species' response to exploitation. The 2019 operational assessment indicates the resource is neither overfished nor experiencing overfishing.

FMP Biological Reference Points:

SSB Target = 31.07 million pounds
 SSB Threshold = 15.53 million pounds
 Fishing Mortality Threshold = 0.46

Overview of Stock Status Black Sea Bass, *Centropristis striata*

FMP Status:

Joint management with Mid-Atlantic Fishery Management Council (Council). Addendum XIII (2004) allows the TAL to be set for up to three years in a given year. Addendum XIX (2007) sets the current state-by-state shares for the commercial fishery. Addendum XXII (2012) modifies the management measures for the 2012 recreational black sea bass fishery. Addendum XXVII (2016) continues use of regional management measures for the recreational fishery. Addendum XXX (2018) establishes a regional allocation of the coastwide Recreational Harvest Limit (RHL) using a combination of exploitable biomass information and historical harvest. Addendum XXXI (2018) allows the use of conservation equivalency for recreational management starting in 2020 and recommended NOAA Fisheries implement transit provisions in Block Island Sound, allowing non-federally permitted recreational and commercial vessels to transit federal waters while in possession of black sea bass legally harvested from state waters. Addendum XXXII (2018) establishes an annual specifications process for developing recreational management measures.

Primary Management Measures:

Annual total allowable landings (TAL) divided into a state-by-state commercial quota (49% of TAL) and recreational harvest limit (51% of TAL). Coastwide commercial management measures include minimum fish and mesh sizes, as well as pot/trap specifications. The recreational fishery allocates the coastwide Recreational Harvest Limit (RHL) to the three management regions of Massachusetts through New York (61.35% of RHL), New Jersey (30.24%), and Delaware through North Carolina (8.41%).

Pending Actions:

Summer Flounder, Scup, and Black Sea Bass Commercial/Recreational Allocations Amendment

In October 2019, the Board and the Council initiated the development of a joint amendment to reevaluate the FMP's commercial and recreational allocations. This action aims to address the allocation-related impacts of the revised recreational catch and landings data provided by MRIP. The Draft Amendment is currently out for public comment until March 2021.

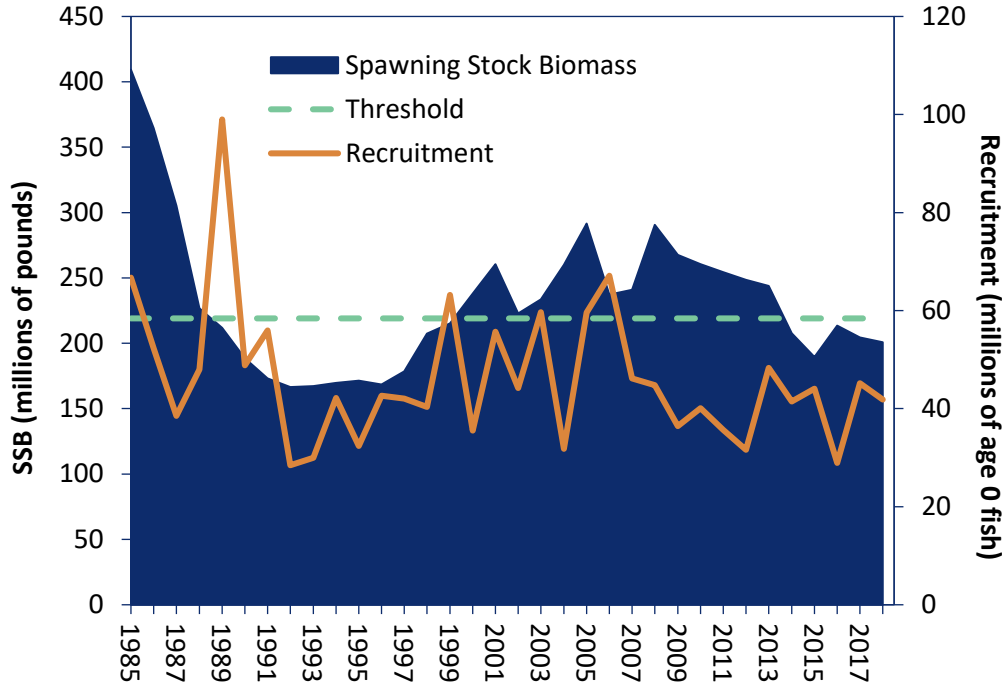
Black Sea Bass Commercial Addendum

The Board and Council will be considering approval of Addendum XXXIII in February 2021. The Addendum considers changes to black sea bass commercial state allocations.

Overview of Stock Status Bluefish, *Pomatomus saltatrix*

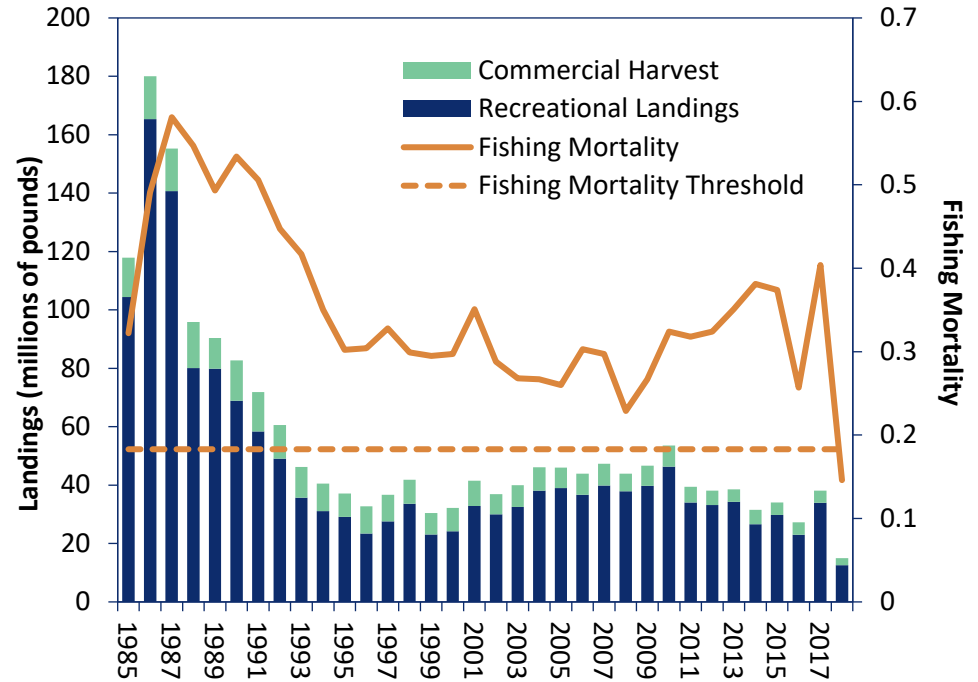
Bluefish Spawning Stock Biomass (SSB) and Recruitment

Source: Bluefish Operational Stock Assessment, 2019



Bluefish Commercial and Recreational Landings

Source: Bluefish Operational Stock Assessment, 2019



Timeline of Management Actions: FMP (1980); Amendment 1 (1998); Addendum I (2012)

Management Considerations

Condition: Overfished and not experiencing overfishing

Biological Reference Points from 2019 Operational Assessment:

Spawning Stock Biomass threshold = 219 million lbs

Spawning Stock Biomass₂₀₁₈ = 201 million lbs

Fishing Mortality Threshold ($F_{MSY\ PROXY} = F_{35\% SPR}$) = 0.183

Fishing Mortality₂₀₁₈ = 0.146

FMP Status: Joint management with the MAFMC. Addendum I establishes a coastwide sampling program to improve the quantity and quality of information available for use in future bluefish stock assessments. The Commission and MAFMC are continuing work on the development of a rebuilding plan as part of the Bluefish Allocation and Rebuilding Amendment, which will consider revising the FMP goals and objectives, allocations between sectors and states, and the quota transfer process.

Overview of Stock Status Bluefish, *Pomatomus saltatrix*

Management Measures: Annual total allowable landings (TAL) are divided into a commercial quota (17% of TAL) and a recreational harvest limit (83% of TAL). The commercial fishery is controlled through state-by-state quotas based on historic landings from 1981-1989. The recreational fishery is managed under a coastwide 3-fish bag limit for private anglers and shore-based fishermen, and a 5-fish bag limit for for-hire fishermen. The Commission and Council approved an acceptable biological catch (ABC) limit of 16.28 million pounds for the 2021 fishing season. After accounting for discards, the ABC translates to a commercial quota of 2.77 million pounds and a recreational harvest limit of 8.34 million pounds.

Pending Actions: The Commission and Council are working on the development of a rebuilding plan as part of the Bluefish Allocation and Rebuilding Amendment, which will consider revising the FMP goals and objectives, allocations between sectors and states, and the quota transfer process. Additional information and updates on this action are available at <http://www.mafmc.org/actions/bluefish-allocation-amendment>

Overview of Stock Status Coastal Sharks

Management Considerations

Condition: See accompanying table for stock status information by species and species group.

Timeline of Management Actions: FMP (2008); Addendum I (2000); Addenda II & III (2013); Addendum IV (2016); Addendum V (2018)

Primary Management Measures

Commercial and recreational fishermen are prohibited from possessing silky, tiger, blacktip, spinner, bull, lemon, nurse, scalloped hammerhead, great hammerhead, and smooth hammerhead shark species from May 15 – July 15 from VA-NJ to protect pupping females. All fishermen, with the exception of commercial fishermen who land smooth dogfish, are required to keep fins attached to the carcass through landing. Addendum I modifies the FMP to allow commercial fishermen to process (remove the fins from) smooth dogfish at sea from March – June of each year but requires a 5-95% fin-to-carcass ratio for all dressed smooth dogfish carcasses. Addendum II modifies the FMP to allow commercial fishermen to process smooth dogfish year round but requires a 12-88% fin-to-carcass ratio. Addendum III updates species groupings to ensure consistency with NOAA Fisheries and increases the recreational size limit for hammerhead sharks. Addendum IV requires smooth dogfish carcasses to be landed with corresponding fins attached if the trip does not meet the 25% catch composition requirement. Addendum V allows the Board to respond to changes in the stock status of coastal shark populations and adjust regulations through Board action rather than an addendum, ensuring greater consistency between state and federal shark regulations.

Recreational fishermen are prohibited from harvesting any species that is illegal to land in federal waters. Recreational fishing is controlled through minimum size limits with a 6.5' fork length size limit for the hammerhead species group; and a 4.5' fork length size limit for all other species except for Atlantic sharpnose, finetooth, blacknose, smooth dogfish, and bonnethead, which do not have size limits. Additionally, in April 2019, the Board approved minimum size

Coastal Sharks Stock Status Information by Species and Species Groups			
Species or Complex Name	Stock Status		References/Comments
	Overfished	Overfishing	
Pelagic			
Porbeagle	Yes	No	Porbeagle Stock Assessment, ICCAT Standing Committee on Research and Statistics Report ('09); Rebuilding ends in 2108 (HMS Am. 2)
Blue	No	No	ICCAT Standing Committee on Research and Statistics Report ('15)
Shortfin Mako	Yes	Yes	ICCAT Standing Committee on Research and Statistics Report ('17)
All other	Unknown	Unknown	
Aggregated Large Coastal Sharks (LCS)			
Atlantic Blacktip	Unknown	Unknown	SEDAR 11 ('06)
Aggregated Large Coastal Sharks Atlantic Region	Unknown	Unknown	SEDAR 11 ('06); difficult to assess as a species complex due to various life history characteristics/lack of available data
Non-Blacknose Small Coastal Sharks (SCS)			
Atlantic	No	No	SEDAR 34 ('13)
Bonnethead	Unknown	Unknown	SEDAR 34 ('13)
Finetooth	No	No	SEDAR 13 ('07)
Hammerhead			
Scalloped	Yes	Yes	SEFSC Scientific Review by Hayes et al. ('09); Rebuilding ends in 2023 (HMS Am. 5a)
Blacknose			
Blacknose	Yes	Yes	SEDAR 21 ('10); Rebuilding ends in 2043 (HMS Am. 5a)
Smoothhound			
Atlantic Smooth	No	No	SEDAR 39 ('15)
Research			
Sandbar	Yes	No	SEDAR 21 ('10)
Prohibited			
Dusky	Yes	Yes	SEDAR 21 ('16); Rebuilding ends in 2107 (HMS Am. 5b)
All other	Unknown	Unknown	

Overview of Stock Status Coastal Sharks

limits for shortfin mako (5.92' fork length size for males, 6.92' fork length size for females) to be consistent with regulations set in federal waters in response to the 2017 stock assessment that found the resource is overfished and experiencing overfishing. Recreational anglers can only harvest sharks caught with a handline or rod & reel.

The commercial fishery is managed based on MSY using quotas and possession limits to control harvest level and effort. Sharks are split into eight commercial species groups based on fisheries, biology, and stock status — prohibited, research, small coastal, blacknose, aggregated large coastal, hammerhead, pelagic, and smoothhound (see table for species by species grouping). ASMFC does not set quotas for the blacknose, hammerhead, SCS, LCS, or pelagic species groups but rather opens and closes the fishery in response to the federal quota. As of 2016, smooth dogfish are subject to the state-share allocation, developed under Addendum II. Fishing effort for the smoothhound, blacknose, hammerhead, SCS, LCS, and pelagic species groups is controlled through possession limits; fishermen may harvest species within these groups as long as the fishery is open and all sharks are caught according to the regulations contained in the FMP.

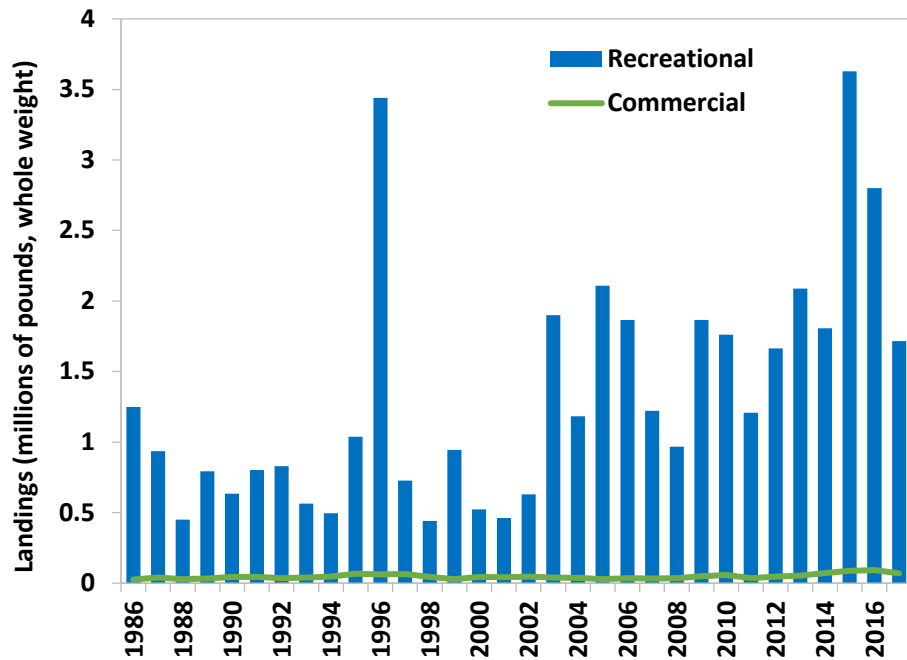
Commercial fishermen must have a general state commercial fishing license or permit to harvest sharks. Dealers are required to hold a federal Commercial Shark Dealer permit to buy and sell sharks. Federal dealer permits are required in order to monitor the quota as efficiently as possible and reduce the chance of quota overages. Fishermen may use handlines, gillnets, trawl nets, shortlines, pound nets/fish traps, and weirs to harvest sharks commercially. Captains and vessel owners must use circle hooks and attend a Protected Species Safe Handling, Release, and Identification Workshop offered by NOAA Fisheries in order to harvest sharks using shortlines.

Coastal Shark Management Groups	
Species Group	Species within Group
Prohibited	Sand tiger, bigeye sand tiger, whale, basking, white, dusky, bignose, Galapagos, night, reef, narrowtooth, Caribbean sharpnose, smalltail, Atlantic angel, longfin mako, bigeye thresher, sharpnose sevengill, bluntnose sixgill, bigeye sixgill
Research	Sandbar
Non-blacknose Small Coastal	Atlantic sharpnose, finetooth, bonnethead
Blacknose	Blacknose
Aggregated Large Coastal	Silky, tiger, blacktip, spinner, bull, lemon, nurse
Hammerhead	Scalloped hammerhead, great hammerhead, smooth hammerhead
Pelagic	Shortfin mako, porbeagle, common thresher, oceanic whitetip, blue
Smoothhound	Smooth dogfish, Florida smoothhound

Overview of Stock Status *Cobia, *Rachycentron canadum**

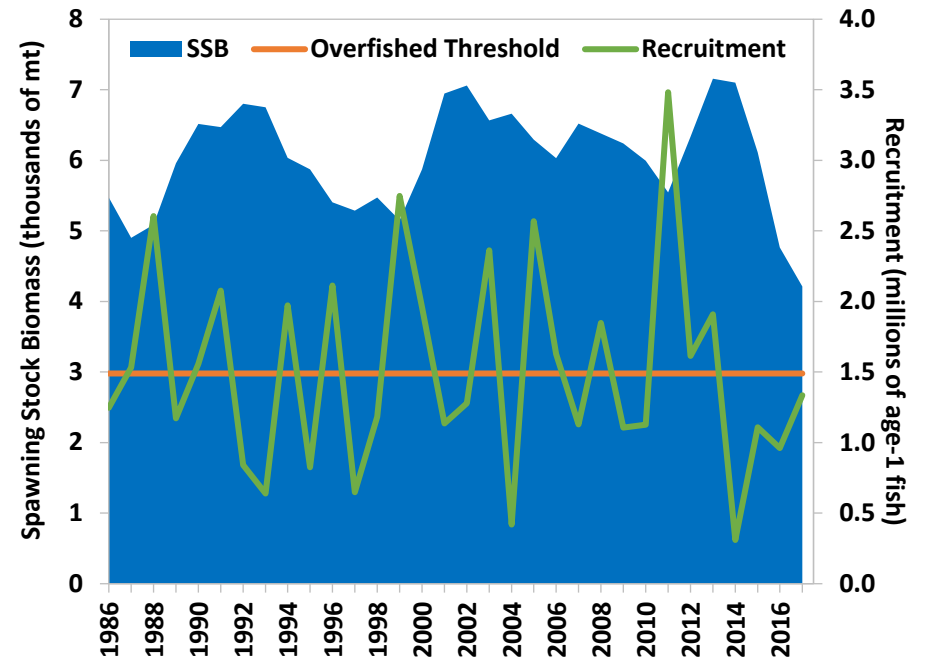
Atlantic Cobia Recreational and Commercial Landings

Source: NOAA Fisheries, Fisheries Statistics Division, 2019; ACCSP Data Warehouse, 2019



Atlantic Cobia Spawning Stock Biomass & Recruitment

Source: SouthEast Data, Assessment and Review 28, 2019



Timeline of Management Actions: FMP (2017); Amendment 1 (2019); Addendum I (2020)

Management Considerations

Condition: Two cobia stocks are currently recognized off the Atlantic coast; the Atlantic Migratory Group (Atlantic cobia) occurring from New York to Georgia, and the Gulf of Mexico Migratory Group (Gulf cobia) occurring throughout the Gulf of Mexico and extending to Florida's east coast. Atlantic cobia is neither overfished nor experiencing overfishing. The 2019 SEDAR Benchmark Assessment utilized $SSB_{F40\%}$ as the overfished threshold and $F_{40\%}$ as the overfishing threshold. SSB remains above the overfished threshold, but the fishing mortality rate has not exceeded the overfishing threshold.

Biological Reference Points from 2019 SEDAR Benchmark Assessment:

2017 SSB = 4,212 mt
 $SSB_{F40\%}$ = 2,979 mt

2017 F = 0.17
 $F_{40\%}$ = 0.69

Primary Management Measures:

Amendment 1 (2019) establishes management measures that transition the FMP from complementary management with the Councils to sole management by the Commission. Amendment 1 establishes mechanisms to set harvest quotas and sector allocations, define stock status criteria, and recommend management

Overview of Stock Status Cobia, *Rachycentron canadum*

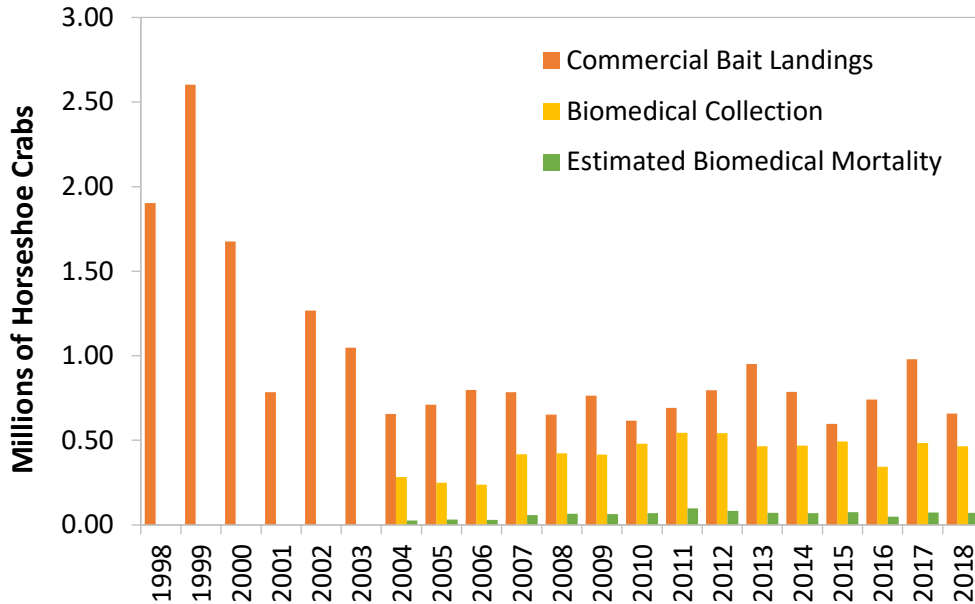
measures to be implemented by NOAA Fisheries in federal waters. Due to the re-calibration of recreational data used in the 2019 assessment, the Board initiated an addendum to reevaluate allocation and *de minimis* measures.

In October 2020, the Board approved Addendum I to Amendment 1. The Addendum was initiated in response to the 2020 quota, which is based on the results of the 2020 Atlantic cobia benchmark stock assessment. The Addendum changed the allocation between commercial and recreational sectors, taking into consideration the change in recreational estimates. The addendum also adjusted the commercial quota closure trigger and *di minimis* recreational and commercial regulations.

Overview of Stock Status Horseshoe Crab, *Limulus polyphemus*

Horseshoe Crab Bait Landings & Biomedical Collection

Source: State Compliance Reports, 2019



Please note the following details regarding biomedical collection numbers:

- * Biomedical collection numbers, which are annually reported to the Commission include all horseshoe crabs brought to bleeding facilities except those that were harvested as bait and counted against state quotas.
- * Most of the biomedical crabs collected are returned to the water after bleeding; a 15% mortality rate is estimated for all bled crabs.

Timeline of Management Actions: FMP (1998); Addendum I (2000); Addendum II (2001); Addendum III (2004); Addendum IV (2006); Addendum V (2008); Addendum VI (2010); Addendum VII (2012)

Management Considerations

Condition: Unknown

FMP Stock Rebuilding Goals & Schedule: None

Number of Surveys Below the Index-based 1998 Reference Point in the Terminal (Final) Year of ARIMA Model

Region	2009 Benchmark	2013 Update	2019 Benchmark	2019 Stock Status
Northeast	2 out of 3	5 out of 6	1 out of 2	Neutral
New York	1 out of 5	3 out of 5	4 out of 4	Poor
Delaware Bay	5 out of 11	4 out of 11	2 out of 5	Neutral
Southeast	0 out of 5	0 out of 2	0 out of 2	Good
Coastwide	7 out of 24	12 out of 24	7 out of 13	Neutral

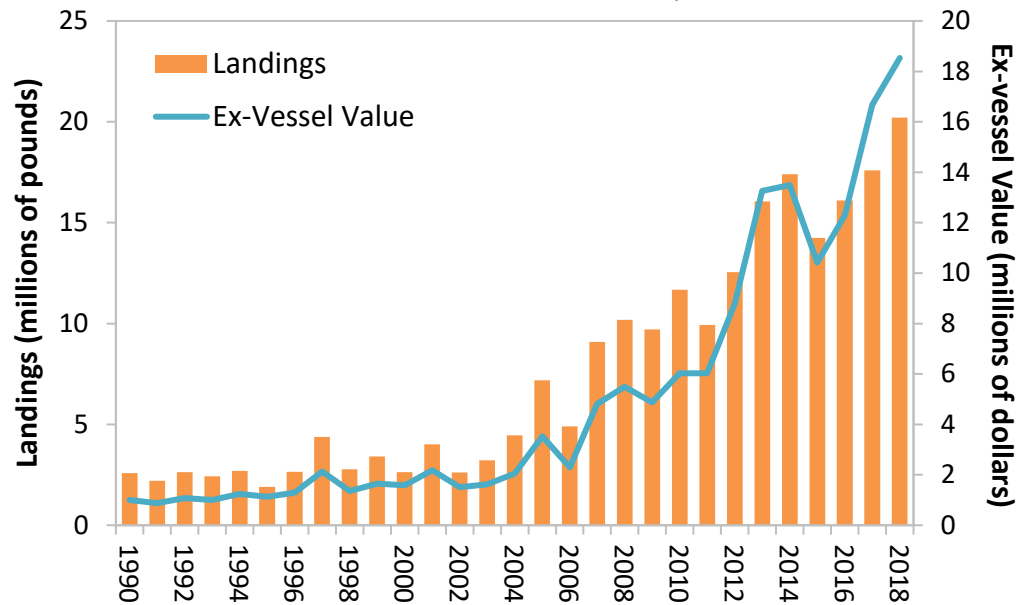
FMP Status: FMP approved in 1998. Addendum I (2000) required states to cap harvest at 25% below the 1995-1997 levels and encouraged retention of more restrictive measures. Addendum II (2001) allowed state-to-state quota transfers. Addendum III (2004) capped annual harvest in NJ and DE at 150,000 crabs/state and set MD’s annual quota at its 2001 landings level (170,653 crabs); these states also prohibited bait harvest and landings from May 1 to June 7. Addendum IV (2006) established a male-only harvest of up to 100,000 crabs annually from June 8 to December 31 through September 2008 in NJ and DE, and set an annual closed season in MD waters from January 1 through June 7 through 2008. Addendum IV further restricted VA’s ocean harvest to no more than 40% of its quota and required that the sex ratio of the harvest comprise at least 2 to 1 males to females. Its provisions were extended to April 2013 through Addenda V & VI. Addendum VII (2012) implements the Adaptive Resource Management (ARM) framework that incorporates both shorebird and horseshoe crab abundance levels when considering the optimized horseshoe crab harvest level for the Delaware Bay area.

Primary Management Measures: Using the ARM Framework, the Board approved a 500,000 male-only crab harvest for the 2013-2020 fishing seasons. The harvest limit is allocated by state quota to the states which harvest horseshoe crabs of Delaware Bay origin (NJ, DE, MD, and VA).

Overview of Stock Status Jonah Crab, *Cancer borealis*

Jonah Crab Landings and Ex-Vessel Value

Source: ACCSP Data Warehouse, 2019



whole crab except for those individuals who can prove a history of claw landings in the states of New Jersey through Virginia. To prevent the fishery from being open access, the FMP states that participation in the trap fishery is limited to lobster permit holders or those who can prove a history of crab-only pot fishing. All others must obtain an incidental permit. In the recreational fishery, the FMP sets a possession limit of 50 whole crabs per person per day and prohibits the retention of egg-bearing females. To address a lack of data on the Jonah crab fishery, the FMP implements fishery-dependent data collection. The Plan requires both harvester and dealer reporting along with port and sea sampling.

Addendum I, approved in May 2016, establishes a bycatch limit of 1,000 crabs per trip for non-trap and non-lobster trap gear. In doing so, the Addendum caps incidental landings of Jonah crab across all non-directed gear types with a uniform bycatch allowance.

Addendum II establishes a coastwide standard for claw harvest to respond to concerns regarding the equity of the claw provision established in the FMP. The Addendum also establishes a definition of bycatch based on a percent composition of catch in order to minimize the expansion of a small-scale fishery under the bycatch allowance.

Addendum III addresses concerns regarding deficits in existing reporting requirements by expanding the mandatory harvester reporting data elements, improving the spatial resolution of harvester data, establishing a 5-year timeline for implementation of 100% harvester reporting, and prioritizing the development of electronic harvester reporting. In addition, the Addendum improves biological sampling requirements by establishing a baseline of ten sampling trips per year in the American lobster/Jonah crab fishery, and encourages states with more than 10% of coastwide landings in either the lobster or Jonah crab fisheries to conduct additional sampling trips.

Timeline of Management Actions: FMP ('15); Addendum I ('16); Addendum II ('17); Addendum III ('18)

Management Considerations:

Condition: Unknown

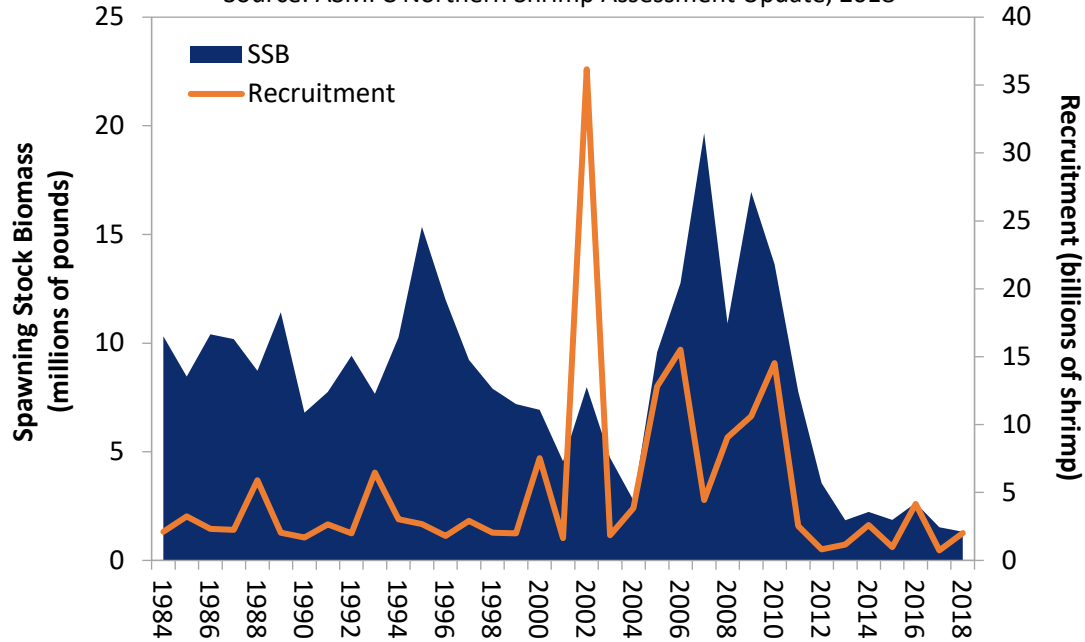
FMP Stock Rebuilding Goals: None.

FMP Status: The goals of the Interstate FMP (approved by the American Lobster Management Board in August 2015) are to promote conservation, reduce the possibility of recruitment failure, and allow full utilization of the resource by the industry. The plan lays out specific management measures in the commercial fishery, including a 4.75" minimum size with zero tolerance and a prohibition on the retention of egg-bearing females. The FMP also specifies the fishery be strictly

Overview of Stock Status Northern Shrimp, *Pandalus borealis*

Northern Shrimp Spawning Stock Biomass and Recruitment

Source: ASMFC Northern Shrimp Assessment Update, 2018



Management Considerations:

Condition: Depleted; abundance and biomass indices lowest on record; recruitment indices also very low

FMP Stock Rebuilding Goals: None

FMP Status: Amendment 3 is designed to improve management of the northern shrimp resource in the event the fishery reopens. The Amendment refines the FMP objectives and provides the flexibility to use the best available information to define the status of the stock and set the total allowable catch (TAC). Additionally, it implements a state-specific allocation program to better manage effort in the fishery; 80% of the annual TAC will be allocated to Maine, 10% to New Hampshire, and 10% to Massachusetts. Addendum I provides states the authority to allocate their state-specific quota between gear types in the event the fishery reopens.

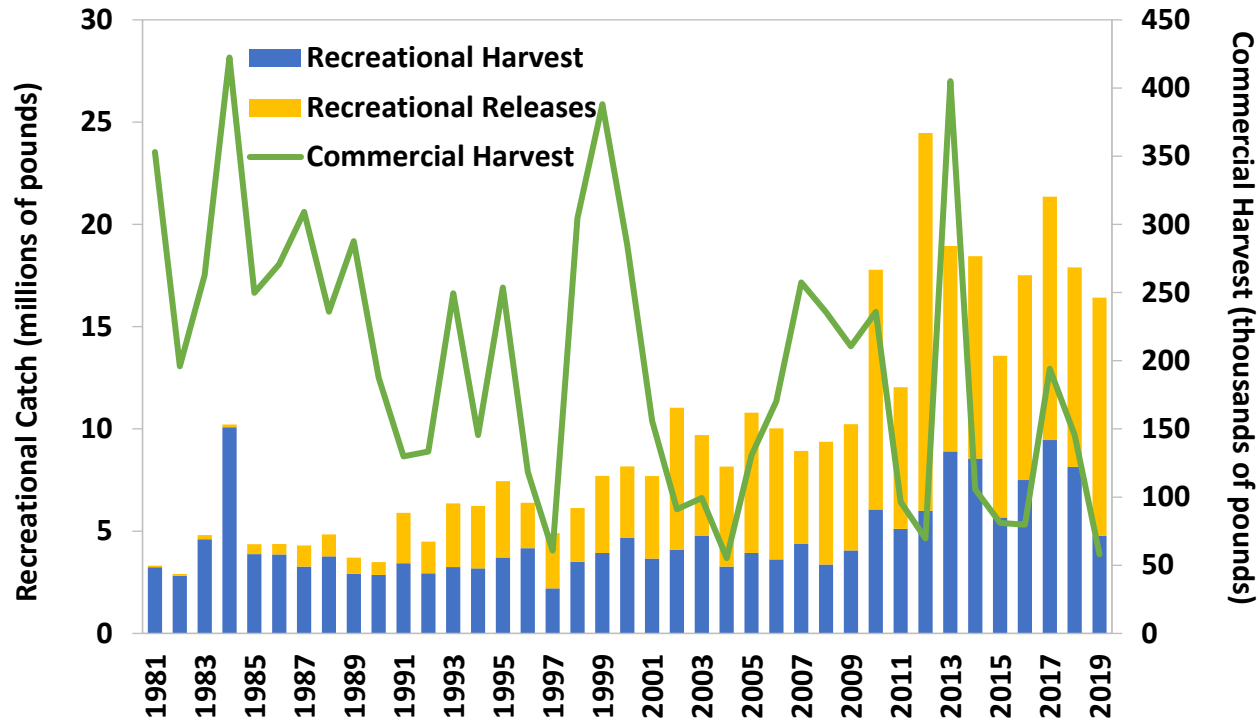
A moratorium was instituted for the 2014-2018 fishing seasons to protect the remaining spawning population and reduce pressure on the collapsed stock. The Section extended the fishing moratorium through 2021 with the understanding that should recruitment improve, it would take several years for those shrimp to be commercially harvestable. The next stock assessment update is scheduled for 2021.

Timeline of Management Actions: FMP (1986); Amendment 1 (2004); Amendment 2 (2011); Addendum I (2012); Amendment 3 (2017); Addendum I (2018)

Primary Management Measures: Fishery specifications are set annually and primarily consist of seasonal closures, gear restrictions, and catch controls.

**Overview of Stock Status
Red Drum, *Sciaenops ocellatus***

**Red Drum Recreational Catch and Commercial Landings
Source: ACCSP Data Warehouse, 2020**



Timeline of Management Actions: FMP (1984); Amendment 1 (1991); Amendment 2 (2002); Addendum I (2013)

Management Considerations

Condition: Northern (NJ-NC) and southern (SC-FL) stocks are assessed separately. Overfishing is not occurring in either stock, and no overfished status could be estimated due to data limitations on older fish. Work on a new stock assessment underway using a new methodology to simulate the full red drum population. Due to the work and modeling expertise needed for the simulation assessment, the benchmark assessment has been postponed until 2024. The simulation population modeling is scheduled to be completed in 2022.

FMP Stock Rebuilding Goals:

Fishing Mortality Threshold = F at 30% static spawning potential ratio (SPR)

Fishing Mortality Target = F at 40% static SPR

Overview of Stock Status Red Drum, *Sciaenops ocellatus*

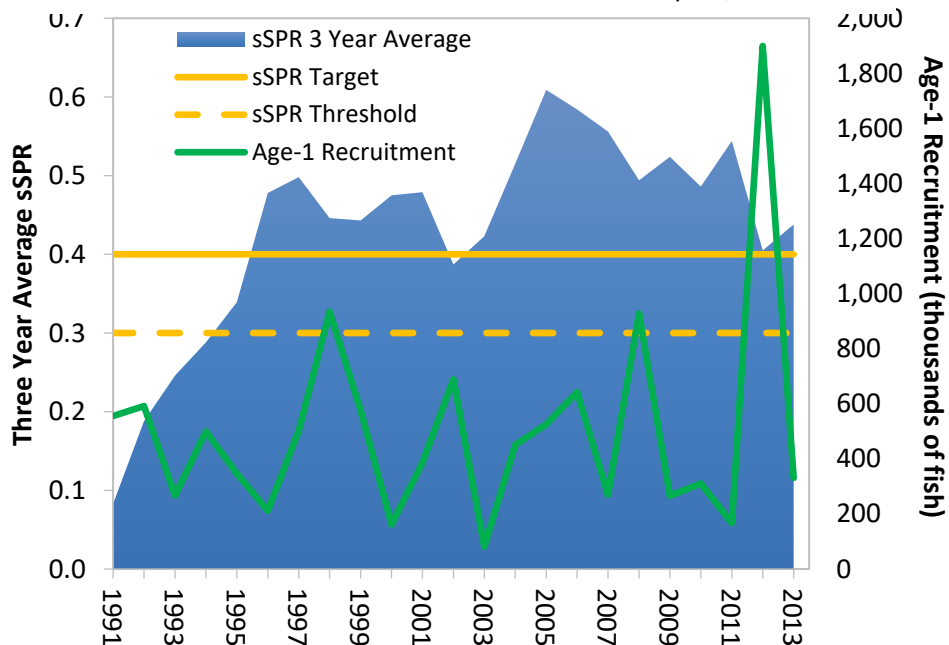
FMP Rebuilding Schedule: None

FMP Status: SAFMC transferred management authority of red drum through Amendment 2, which aims to achieve a sufficient escapement rate and restore the age and size structure of the Atlantic coast population. Addendum I outlines habitat needs and concerns of the species.

Primary Management Measures: All states have implemented recreational bag and size limits to attain the management goal of 40% SPR, including a maximum total length of 27 inches for all fisheries. States must maintain current or more restrictive commercial fishery regulations.

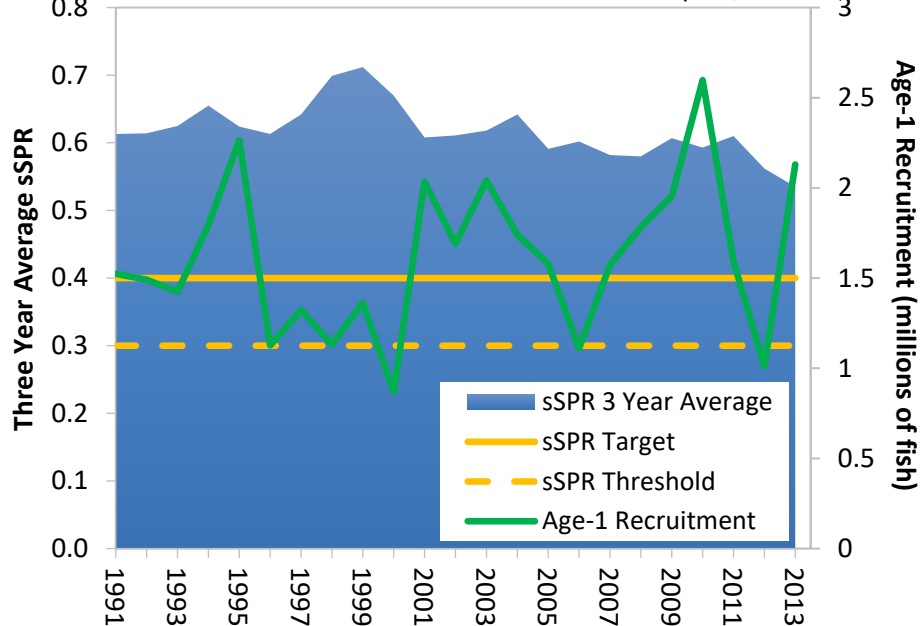
Red Drum Northern Stock 3-Year Average sSPR & Age -1 Recruitment

Source: ASMFC Red Drum Stock Assessment Report, 2017



Red Drum Southern Stock Three Year Average Static Spawning Potential Ratio (sSPR) & Age-1 Recruitment

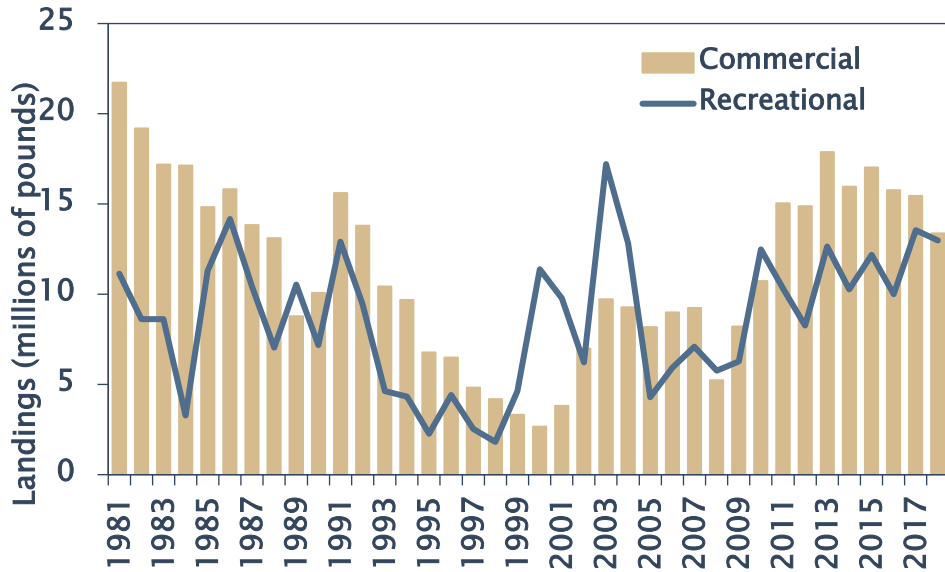
Source: ASMFC Red Drum Stock Assessment Report, 2017



Overview of Stock Status Scup, *Stenotomus chrysops*

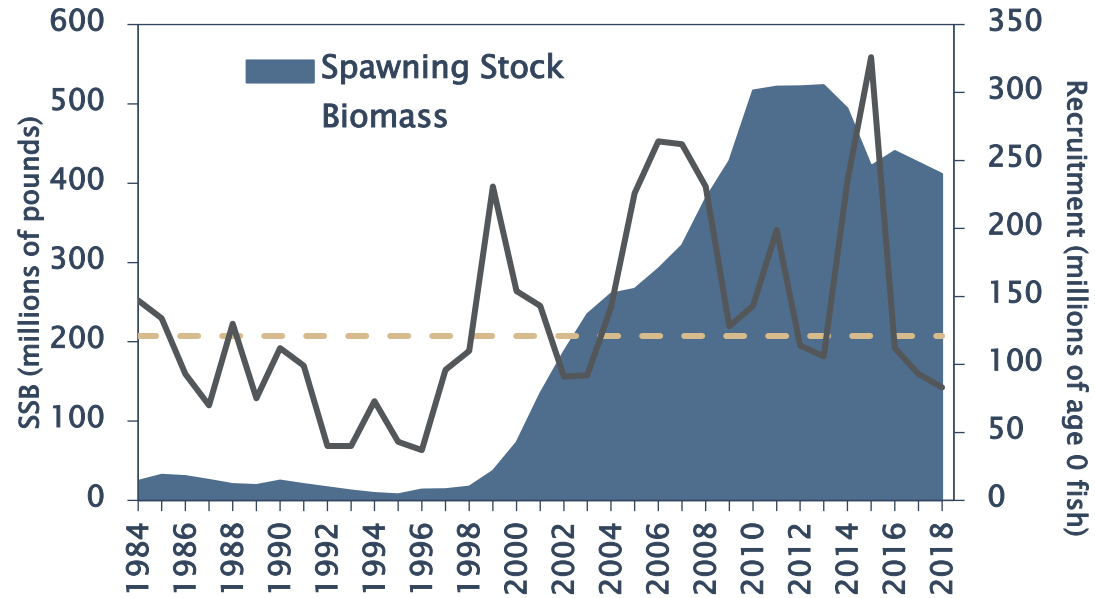
Scup Commercial & Recreational Landings

Source: Scup Operational Stock Assessment, 2019



Scup Spawning Stock Biomass (SSB) and Recruitment

Source: Scup Operational Stock Assessment, 2019



Timeline of Management Actions: FMP (1996); Amendment 13 (2002); Addendum IX (2003); Addenda XI & XIII (2004); Addendum XVI (2005); Amendment 14 (2007); Addendum XX (2009); Addendum XXIX (2017); Addendum XXXI (2018); Addendum XXXII (2018).

Management Considerations:

Condition: The 2019 scup operational assessment concluded that the scup stock was not overfished, and overfishing was not occurring in 2018 relative to the updated biological reference points calculated through the assessment.

Biological Reference Points from SAW/SARC 60 (2015):

Spawning Stock Biomass threshold ($1/2 SSB_{MSY\ PROXY}$) = 96.23 million pounds

Spawning Stock Biomass target = $SSB_{MSY} = SSB_{40\%} = 192.47$ million pounds

Spawning Stock Biomass₂₀₁₆ = 397 million pounds

Fishing Mortality Threshold ($F_{MSY\ PROXY} = F_{40\%}$) = 0.220

Fishing Mortality₂₀₁₆ = 0.139

FMP Status: Joint management with MAFMC through Amendment 13 (2002). Addendum XIII (2004) allows TALs to be set for up to 3 years without annual review. Amendment 14 (2007) set a rebuilding plan for scup. Addendum XX (2009) provides commercial quota transfer provisions in the summer months. Addendum XXIX (2017) shortens the length of the commercial scup summer period and extends the length of the winter II period. Through Addendum XXXI (2018), the Commission

Overview of Stock Status Scup, *Stenotomus chrysops*

recommended NOAA Fisheries implement transit provisions in Block Island Sound. Additionally, the Addendum expands the suite of tools available for managing summer flounder, scup and black sea bass, and reduces inconsistencies between state and federal regulations.

Primary Management Measures: Total annual quotas are divided between the recreational fishery (22%) and the commercial fishery (78%). Recreational fishery management measures are developed annually and include a combination of minimum size limits, bag limits, and fishing seasons. A coastwide quota regulates the winter period (October-April), while state-by-state quotas regulate the summer period (May-September). Specific management measures for the commercial fishery include minimum size limits, minimum mesh requirements for trawls, and closed seasons.

Pending Actions:

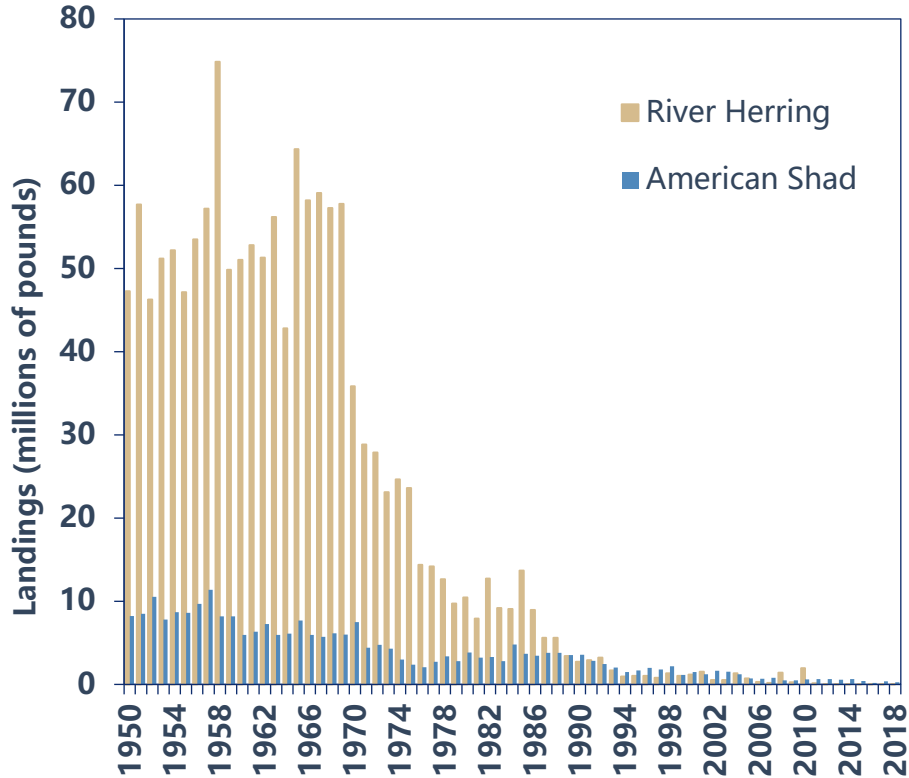
Summer Flounder, Scup, and Black Sea Bass Commercial/Recreational Allocations Amendment

In October 2019, the Board and the Council initiated the development of a joint amendment to reevaluate the FMP's commercial and recreational allocations. This action aims to address the allocation-related impacts of the revised recreational catch and landings data provided by MRIP. The Draft Amendment is currently out for public comment until March 2021.

Overview of Stock Status Shad & River Herring

American Shad & River Herring Commercial Landings

Source: ACCSP Data Warehouse, 2020



Management Considerations:

Condition: Depleted on a coastwide basis, overfishing status unknown

FMP Stock Rebuilding Goals: Protect, enhance, and restore East Coast migratory spawning stocks of American shad, hickory shad, and river herring in order to achieve stock restoration and maintain sustainable levels of spawning stock biomass.

FMP Rebuilding Schedule: None.

FMP Status: Amendments 2 (River Herring Management) & 3 (American Shad Management) establish 2012 and 2013 moratoria unless sustainability can be documented.

Primary Management Measures:

Shad - Amendment 3 establishes a 2013 moratorium unless sustainability can be documented. Commercial ocean-intercept fishery for American shad is closed. Limited ocean bycatch of American shad is permitted. All jurisdictions shall not exceed an aggregate 10 fish daily creel limit in the recreational fisheries for hickory shad.

River Herring – Amendment 2 establishes a 2012 moratorium unless sustainability can be documented.

Timeline of Management Actions: FMP (1985); Amendment 1 (1999); Amendment 2 – River Herring (2009); Amendment 3 – American Shad (2010)

Summary of American Shad Stock & Habitat Conditions

System	Historic Riverine Habitat Currently Unobstructed	Abundance Trends (2005-2017)	Adult Status*	
			Total Mortality Rate	Abundance
Merrymeeting Bay	50.02%	YOY: No trend Adults: No data	Unknown	Unknown
Merrimack	17.83%	YOY: No data Adults: Increasing trend	Unknown	Unknown
Pawcatuck	19.21%	YOY: No data Adults: Increasing trend	Unknown	Unknown
Connecticut	45.19%	YOY: No trend Adults: Conflicting trends between indices (1 increasing, 1 no trend)	Unsustainable	Unknown
Hudson	89.24%	YOY: No trend Adults: No trend	Sustainable	Depleted
Delaware	72.05%	YOY: No trends (2 indices) Adults: Conflicting trends between indices (1 increasing, 1 no trend)	Unsustainable	Unknown
Nanticoke	100%	YOY: Declining trend Adults: No trends (2 indices)	Unknown	Unknown
Susquehanna & Upper Chesapeake	4.38%	YOY: No trend Adults: No trends (2 indices)	Unknown	Unknown
Patuxent	100%	YOY: No data Adults: No trend	Unknown	Unknown
Potomac	90.02%	YOY: No trend Adults: No trends (2 indices)	Unsustainable	Unknown
Rappahannock	95.98%	YOY: Increasing trend Adults: No trends (2 indices)	Sustainable	Unknown
York	87.42%	YOY: Conflicting trends between indices (1 increasing, 2 no trends) Adults: No trend	Sustainable	Unknown
James	72.77%	YOY: No trend Adults: No trends (2 indices)	Unknown	Unknown
Albemarle Sound	58.92%	YOY: Increasing trend Adults: Conflicting trends between indices (2 no trends, 1 increasing)	Sustainable	Not overfished
Tar-Pamlico	75.68%	YOY: No data Adults: No trend	Unknown	Unknown
Neuse	90.05%	YOY: No data Adults: Conflicting trends between indices (1 increasing, 1 no trend)	Sustainable	Unknown
Cape Fear	46.59%	YOY: No data Adults: Increasing trends (2 indices)	Unknown	Unknown
Winyah Bay	73.13%	YOY: No data Adults: Conflicting trends (1 increasing, 2 no trend)	Unknown	Unknown
Santee-Cooper	20.95%	YOY: No data Adults: Conflicting trends between indices (1 increasing, 2 no trend)	Unknown	Unknown
ACE Basin	82.28%	YOY: No data Adults: No trend	Unknown	Unknown
Savannah	59.19%	YOY: No data Adults: No trends (2 indices)	Unknown	Unknown
Altamaha	82.24%	YOY: No data Adults: Conflicting trends between indices (1 increasing, 1 no trend)	Unknown	Unknown
St Johns	90.04%	YOY: No trend Adults: Increasing trend	Unknown	Unknown
Coastwide	55.42%	YOY: NA Adult: Conflicting trends between indices	Unknown	Depleted

* The status determinations identified in the table for total mortality and abundance are for adults only. System-specific data on juvenile American shad as they transition from young-of-the-year (YOY) to mature spawning adults are unavailable, which can impact overall status determinations.

Abundance Trends of Select Alewife & Blueback Herring Stocks along the Atlantic Coast

Source: 2017 River Herring Stock Assessment Update

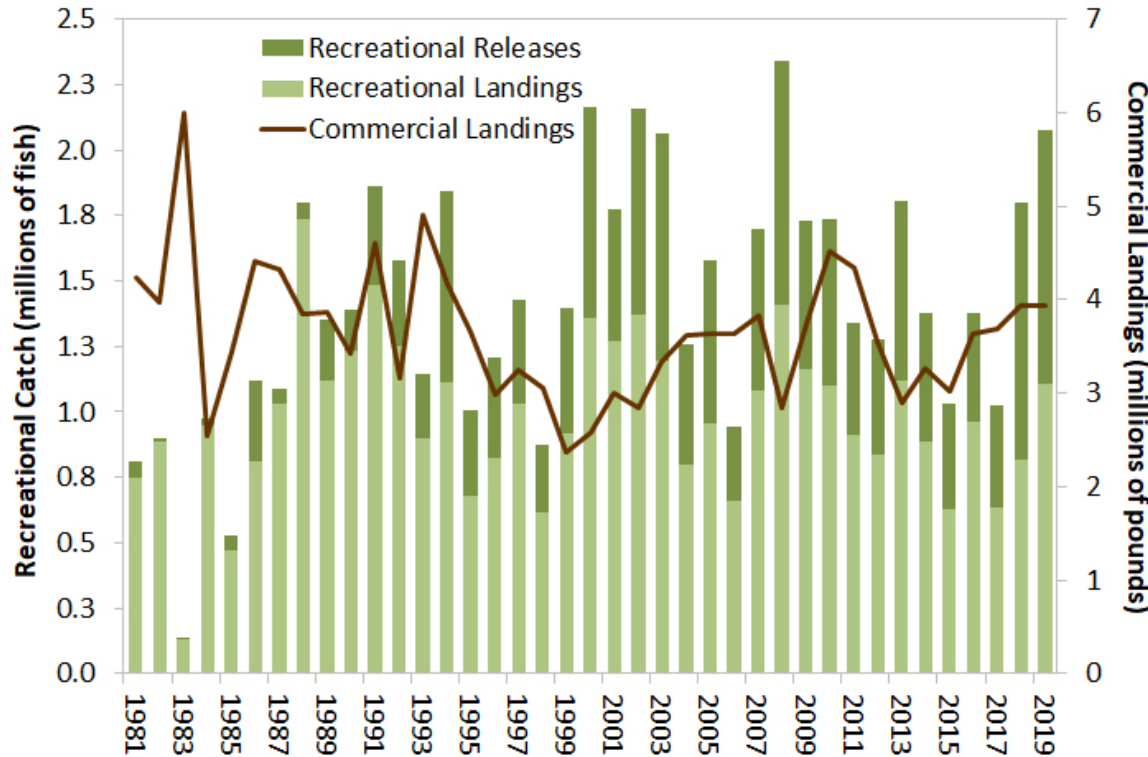
State	River	Trends (2006-2015)
NE U.S. Continental Shelf (NMFS Bottom Trawl)^		Increasing ^{A,B}
ME	Androscoggin	Increasing ^A
	Kennebeck	Increasing ^{RH}
	Sebeccook	Increasing ^{RH}
	Damariscotta	Increasing ^A
	Union	No Trend ^A
NH	Cocheco	Increasing ^{A,B}
	Exeter	Stable ^{RH}
	Lamprey	Increasing ^{RH}
	Oyster	Decreasing ^{RH}
	Taylor	No Returns ^{RH}
	Winnicut	Unknown ^{A,B}
MA	Mattapoissett	Increasing ^A
	Monument	Increasing ^{A,B}
	Nemasket	Increasing ^A
	Parker	Stable ^A
	Stony Brook	Unknown ^A
RI	Buckeye	Increasing ^A
	Gilbert	Stable ^A
	Nonquit	Decrease ^A
CT	Bride Brook	Increasing ^A
	Connecticut	Stable ^B
	Farmington	Unknown ^{A,B}
	Mianus	No Trend ^A , Increasing ^B
	Mill Brook	No Trend ^A
	Naugatuck	Unknown ^{A,B}
	Shetucket	No Trend ^A , Stable ^B
NY	Hudson	Increasing ^{RH}
NJ, DE, PA	Delaware	No Trend ^{A,B}
MD, DE	Nanticoke	Stable ^A , No Trend ^B
VA, MD, DC	Potomac	Stable ^A , Unknown ^B
VA	James	Unknown ^{A,B}
	Rappahannock	No Trend ^A , Increasing ^B
	York	Unknown ^{A,B}
NC	Alligator	Unknown ^{A,B}
	Chowan	No Trend ^A , Stable ^B
	Scuppernog	Unknown ^{A,B}
SC	Santee-Cooper	No Trend ^B
FL	St. Johns River	Unknown ^B

^NE shelf trends are from the spring, coastwide survey data which encounters river herring more frequently than the fall survey. A = Alewife only; B= Blueback herring only; A,B = Alewife and blueback herring by species; RH = alewife and blueback herring combined.

Overview of Stock Status Spanish Mackerel, *Scomberomorus maculatus*

Spanish Mackerel Commercial Landings & Recreational Catch

Source: ACCSP Data Warehouse & NMFS Fisheries Statistics Division, 2020



Management Considerations:

Condition: Rebuilt; Not overfished and overfishing is not occurring

FMP Stock Rebuilding Goals:

Biomass threshold = $(1-M) * B_{MSY}$
Fishing mortality threshold = $F_{30\%SPR}$

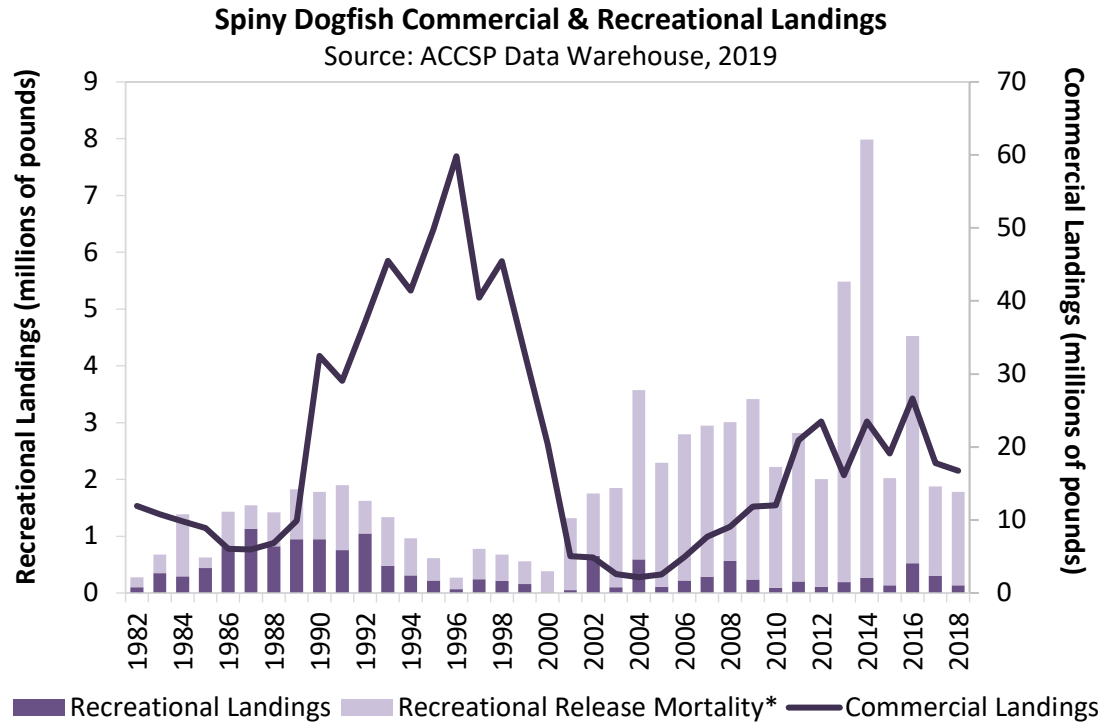
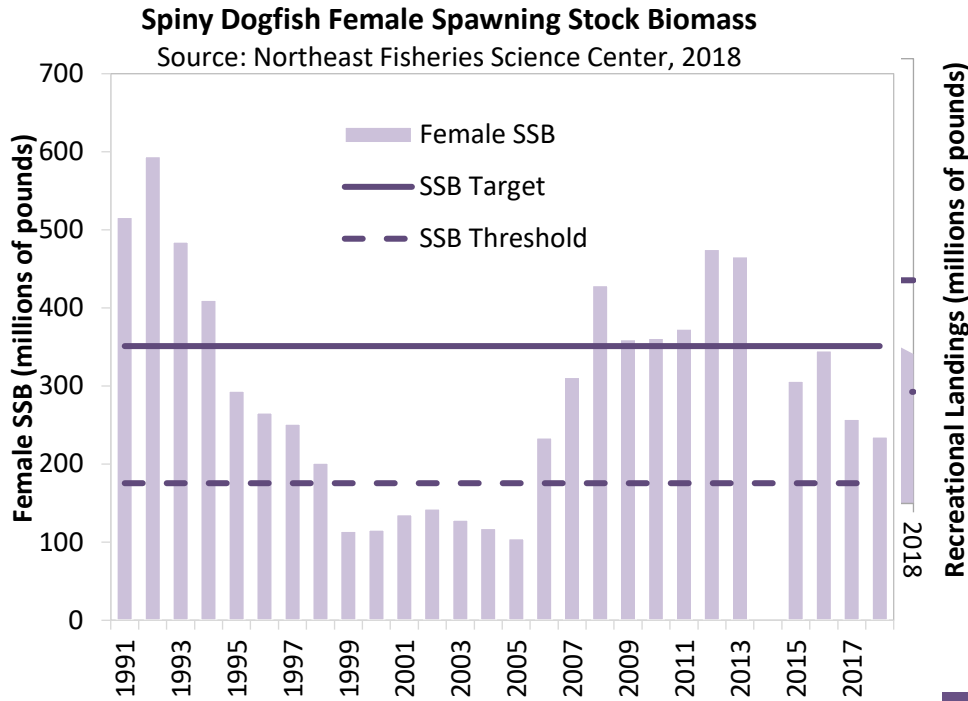
FMP Status: Complementary management with the SAFMC; FMP approved in 1990. The Omnibus Amendment to the FMPs for Spanish Mackerel, Spot, and Spotted Seatrout (2011) updates the Spanish Mackerel FMP with compliance measures and Commission standards, as well as modifies the Commission's management program to be consistent with federal management in the exclusive economic zone. The plan also provides mechanisms to review and track federal management changes. Addendum I (2013) modifies minimum size for select gear types and seasons.

Primary Management Measures: The annual catch limit (ACL) was set at 5.29 million pounds in the most recent Amendment 18 to the Federal FMP. The ACL is allocated on a 55/45 basis between the commercial and recreational fisheries. The commercial fishery is controlled mainly through an annual quota and trip limits, while the recreational fishery is primarily

managed through a maximum bag limit of 15 fish and at least a minimum size limit of 12" fork length (between NY and FL and consistent with federal measures) or 14" total length. In addition, both Amendment 18 and the Omnibus Amendment include accountability measures for payback of overages if the total ACL is exceeded and the stock is overfished.

Timeline of Management Actions: FMP (1990); Omnibus Amendment (2011); Addendum I (2013)

Overview of Stock Status Spiny Dogfish, *Squalus acanthias*



Timeline of Management Actions: Emergency Action ('00); FMP ('03); Addendum I ('05); Addendum II ('08); Addendum III ('11); Addendum IV ('12); Addendum V ('14)

Management Considerations

Condition: Rebuilt; not overfished and overfishing is not occurring. Spawning stock biomass is estimated to be at 67% of the target at 235 million pounds.

FMP Reference Points:

Female SSB threshold (1/2 SSB max) = 79,644 mt (175 million pounds)
 Female SSB target (100% SSB max) = 159,288 mt (351 million pounds)

Fishing Mortality Threshold ($F_{\text{threshold}}$) = 0.2439
 Fishing Mortality Target (F_{MSY}) = 0.2439

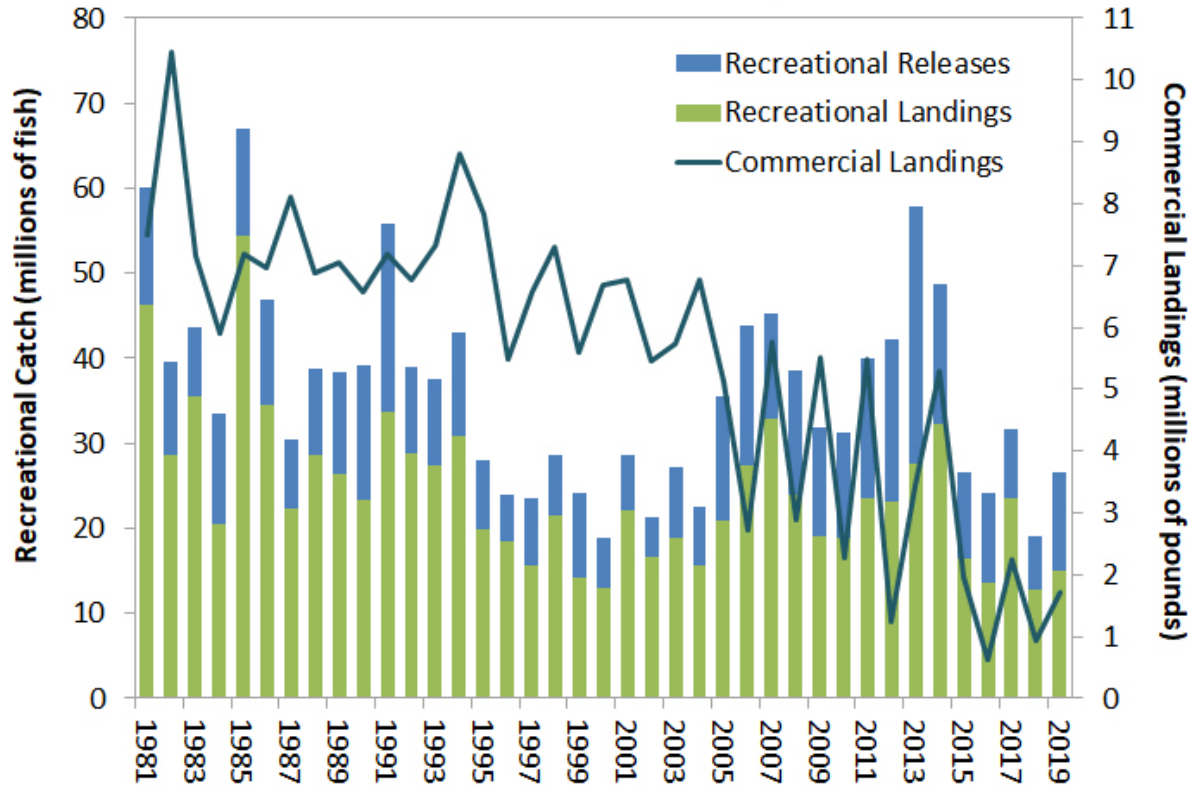
FMP Status: The 2002 FMP established annual quota and possession limit system; Addendum I allowed Board to set multi-year specifications; Addendum II established regional allocation of the annual quota with 58% to states from ME–CT; Addendum III established state shares for NY–NC; Addendum IV aligned the F threshold definition with the federal plan; and Addendum V prohibits processing at-sea, including the removal of fins.

Primary Management Measures: Spiny dogfish is managed under an annual quota with possession limits for the commercial fishery only, with a commercial quota of 29.6 million pounds for the 2021/2022 and 2022/2023 fishing years, with a maximum possession limit of 6,000 pounds per day for the northern region states (ME-CT).

Overview of Stock Status Spot, *Leiostomus xanthurus*

Spot Commercial Landings & Recreational Catch

Source: ACCSP Data Warehouse, 2020



Management Considerations

Condition: Unknown; The TLA was recently updated in 2020 to incorporate additional fishery-independent surveys, age and length information, an updated reference period, regional characteristics, and an updated management trigger mechanism. These changes will better represent trends in adult abundance of spot than previous methods.

FMP Stock Rebuilding Goals and Rebuilding Schedule: None

FMP Status: FMP approved in 1987. The Omnibus Amendment to the FMPs for Spanish Mackerel, Spot, and Spotted Seatrout (2011) updates the Spot FMP with compliance measures and Commission standards that were developed in response to the Atlantic Coastal Fisheries Cooperative Management Act (e.g., adaptive management, *de minimis* criteria). Addendum II established the TLA to assess stock trends and initiate management response. Addendum III updates the TLA's management trigger mechanism, management responses to TLA triggers, and evaluation of the fishery's response to measures implemented if triggers occur.

Primary Management Measures: Addendum II established the traffic light approach to assess stock trends and initiate management response, and Addendum III updated the TLA to add more surveys, regional measures, and outline management responses. Coastwide management actions are triggered if both characteristics

Timeline of Management Actions: FMP (1987); Omnibus Amendment (2011); Addendum I (2014); Addendum III (2020).

(harvest and abundance) in either region exceed threshold levels of red for 2 of the 3 most recent years. In 2020, the actions were triggered at the moderate level of concern for the harvest metric in the Mid-Atlantic and South Atlantic regions, and for abundance in the Mid-Atlantic region.

Overview of Stock Status Spotted Seatrout, *Cynoscion nebulosus*

Management Considerations

Condition: Unknown

FMP Stock Rebuilding Goals: Maintaining Spawning Potential Ratio (SPR) of at least 20%

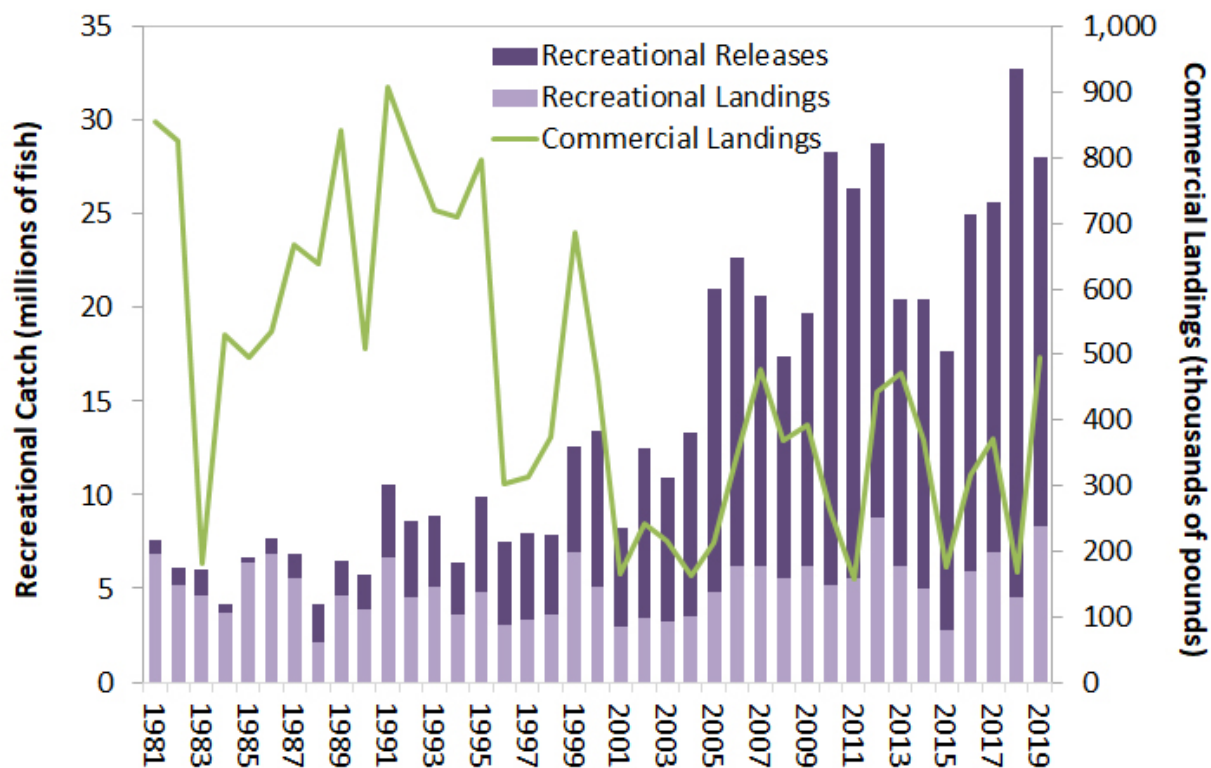
FMP Rebuilding Schedule: None

FMP Status: FMP approved in 1984; Amendment I approved in 1991. The Omnibus Amendment to the Interstate Fishery Management Plans (FMPs) for Spanish Mackerel, Spot, and Spotted Seatrout, approved in August 2011, updates the Spotted Seatrout FMP with compliance measures and Commission standards that were developed in response to the Atlantic Coastal Fisheries Cooperative Management Act (e.g., adaptive management, *de minimis* criteria).

Primary Management Measures: Coastwide management measures, adopted in the Omnibus Amendment and implemented in July 2012, include a coastwide minimum size of 12 inches total length and comparable mesh size requirements. The Omnibus Amendment retained the goal of a 20% SPR. Florida's Spotted Seatrout FMP has a goal of 35% SPR, while North Carolina, South Carolina, and Georgia have adopted the ASMFC's recommended goal of 20% SPR.

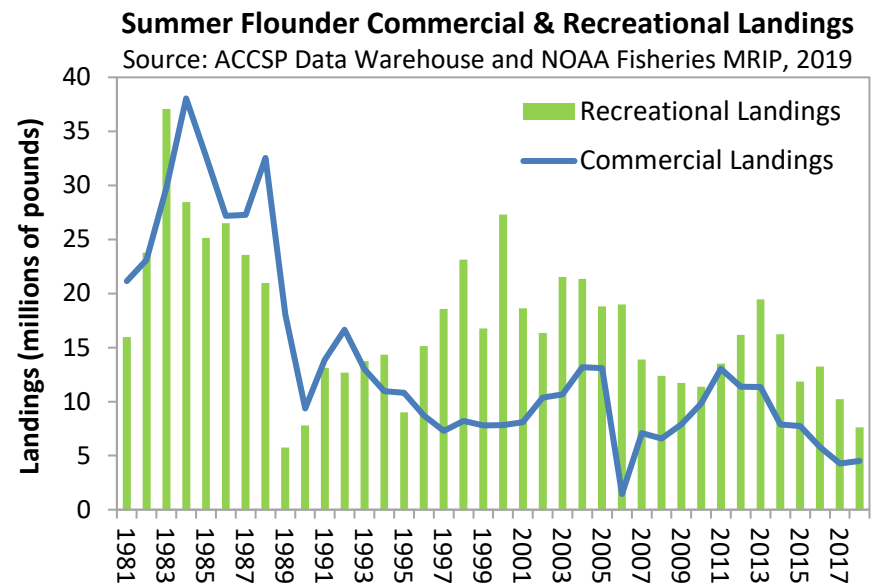
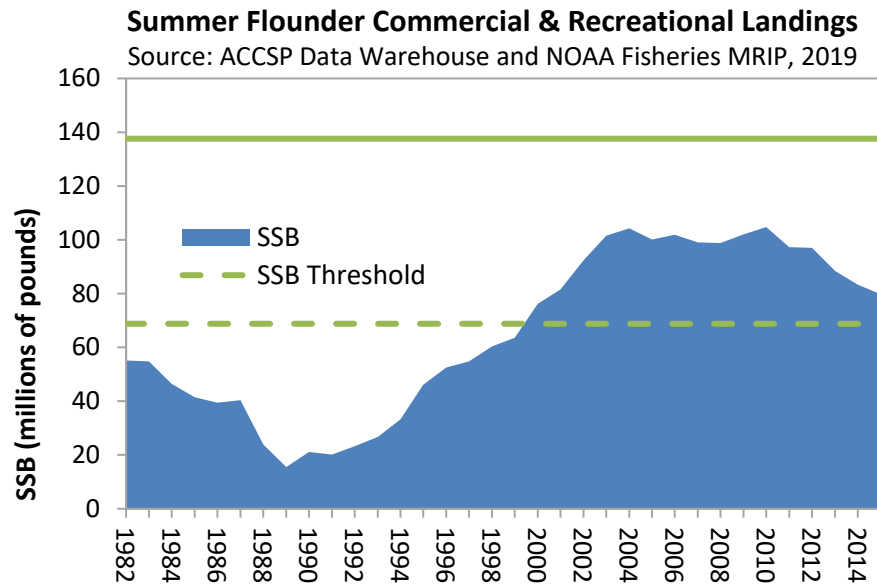
Spotted Seatrout Commercial Landings & Recreational Catch

Source: ACCSP Data Warehouse & NMFS Fisheries Statistics Division, 2020



Timeline of Management Actions: FMP (1985); Amendment 1 (1991); Omnibus Amendment (2011)

Overview of Stock Status Summer Flounder, *Paralichthys dentatus*



Timeline of Management Actions: FMP ('82); Amendment 13 ('03); Addenda VIII & XV ('04); Addenda XVI & XVII ('05); Addendum XVIII ('06); Addendum XIX ('07); Addendum XXV ('14); Addendum XXVI ('15); Addendum XXVII ('16); Addendum XXVIII ('17); Addendum XXXI ('18); Addendum XXXII ('18); Summer Flounder Commercial Issues Amendment ('19)

Management Considerations:

Condition: Rebuilt; not overfished but overfishing is occurring. Currently, $F = 0.39$; $SSB = 79.9$ million pounds (2018)

FMP Stock Rebuilding Goals:

SSB Target = 137.6 million pounds Fishing Mortality Threshold = 0.309

SSB Threshold = 68.8 million pounds

FMP Status: Joint management with Mid-Atlantic Fishery Management Council through Amendment 13 (1998). Addendum VIII (2004) outlines state-specific recreational allocation strategy. Addendum XVII (2005) provides additional management strategies in setting recreational regulations. Addendum XVIII (2006) allows states to voluntarily maintain their 2005 recreational management measures. Addendum XXVII (2016) approves continuation of the 2016 recreational fishery with a modification to summer flounder regions. Addendum XXVIII (2017) maintains regional management for the 2017 recreational fishery, including a one-inch increase in size limit and reduced possession limits to stay within the 2017 recreational harvest limit. Addendum XXXI (2018) recommends NOAA Fisheries implement transit provisions in Block Island Sound. Addendum XXXII (2018) establishes an annual specifications process for developing recreational management measures. The Summer Flounder Commercial Issues Draft Amendment revises the management program's goals and objectives for summer flounder and implements new state-specific commercial allocations.

Primary Management Measures: Annual total allowable landings (TAL) divided into a state-by-state commercial quota (60% of TAL) and recreational harvest limit (40% of TAL). Coastwide commercial management measures include minimum fish and mesh sizes. Recreational bag/size limits and seasons are determined on a state-by-state basis using conservation equivalency.

Overview of Stock Status

Summer Flounder, *Paralichthys dentatus*

Pending Actions:

Summer Flounder, Scup, and Black Sea Bass Commercial/Recreational Allocations Amendment

In October 2019, the Board and the Council initiated the development of a joint amendment to reevaluate the FMP's commercial and recreational allocations. This action aims to address the allocation-related impacts of the revised recreational catch and landings data provided by MRIP. The Draft Amendment is currently out for public comment until March 2021.

Overview of Stock Status *Tautog, Tautoga onitis*

Management Considerations:

Condition: The stock is overfished and overfishing is occurring coastwide (based on the 2016 stock assessment update). The Technical Committee also conducted assessment updates in four regions to account for limited north-south migration and regional harvest patterns of the species.

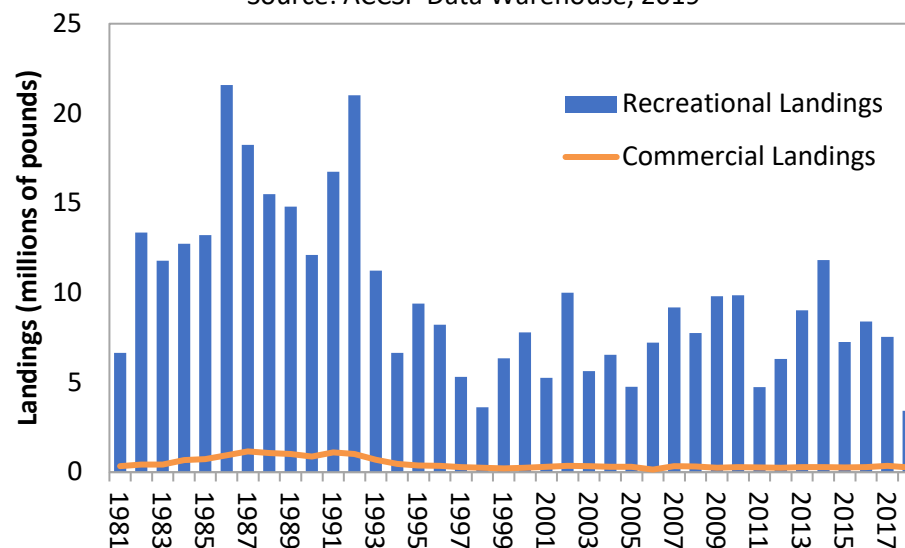
FMP Stock Rebuilding Goals (as proposed by 2016 assessment update and used in Amendment 1): See accompanying table

FMP Status: Amendment 1 established regional F_{target} for 2018 and beyond. All states in the management unit are required to implement measures to achieve their respective F_{target} , though there is no consistent schedule required to achieve those targets. However, if the current fishing mortality exceeds the regional threshold, the Board must initiate corrective action within one year. A stock rebuilding schedule can be established via an addendum. All states will implement the commercial tagging program by January 1, 2020.

Primary Management Measures: *Tautog* is managed as four regional stocks: Massachusetts – Rhode Island, Long Island Sound, New Jersey – New York Bight, and Delaware – Maryland – Virginia. Under Amendment 1, the four regions will implement measures to achieve the regional fishing mortality target with at least a 50% probability. Additionally, the Amendment establishes a commercial harvest tagging program to address an illegal, unreported and undocumented fishery.

Tautog Commercial and Recreational Landings

Source: ACCSP Data Warehouse, 2019



Timeline of Management Actions: FMP (1996); Addendum I (1997); Addendum II (1999); Addendum III (2002); Addenda IV & V (2007); Addendum VI (2011); Amendment 1 (2017)

Tautog Biological Reference Points and Stock Status by Region

Source: ASMFC Stock Assessment Update, 2016

Region	Fishing Mortality			Spawning Stock Biomass (mt)			MSY or SPR	Status
	Target	Threshold	3-Year Average	Target	Threshold	SSB ₂₀₁₅		
Massachusetts – Rhode Island	0.28	0.49	0.23	2,684	2,004	2,196	SPR	Not overfished, overfishing not occurring
Long Island Sound	0.28	0.49	0.51	2,865	2,148	1,603	MSY	Overfished, overfishing
New Jersey – New York Bight	0.20	0.34	0.54	3,154	2,351	1,809	SPR	Overfished, overfishing
Delaware – Maryland – Virginia	0.16	0.24	0.16	1,919	1,447	621	SPR	Overfished, overfishing not occurring

Overview of Stock Status Weakfish, *Cynoscion regalis*

Management Considerations:

Condition: Depleted, overfishing not occurring

FMP Stock Control Rules:

SSB Threshold = 20% Maximum Spawning Potential (MSP; i.e., SSB that is 20% of an unfished stock)

SSB Target = 30% MSP (i.e., SSB that is 30% of an unfished stock)

FMP Rebuilding Schedule: 6-year rebuilding period if SSB falls below the threshold level in any given year.

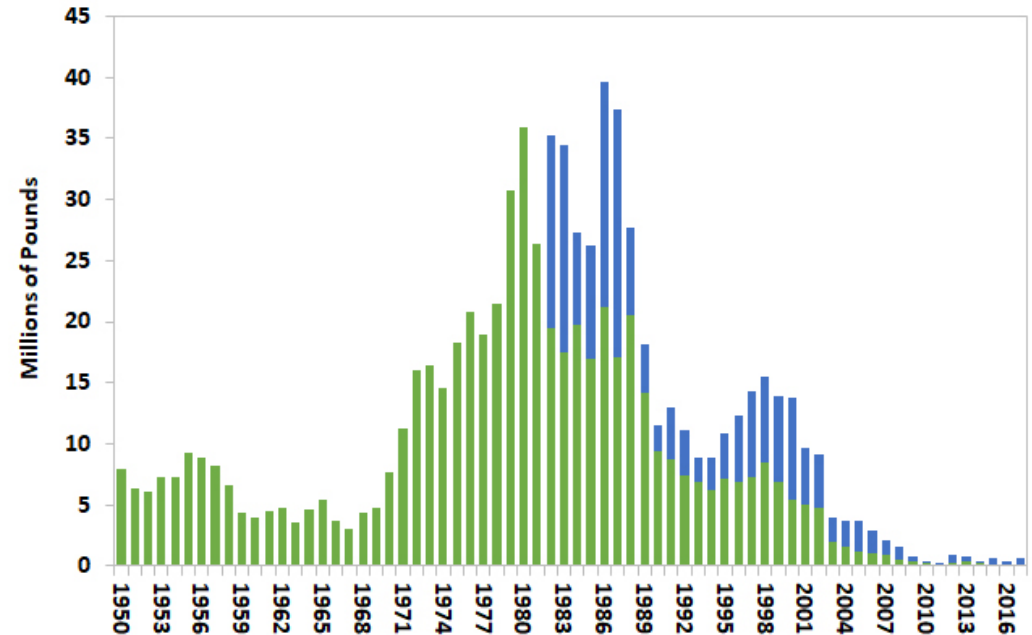
FMP Status: Amendment 4 (2002) established overfishing and overfished definitions, provided alternative recreational management options, and increased the commercial bycatch limit. Addendum I (2005) replaced Amendment 4's biological sampling program. Addendum II (2007) implemented several measures (i.e., reduced creel and bycatch limits, landings triggers) to control expansion of the fishery in the event that stock status improved. Addendum III (2007) altered the bycatch reduction device certification requirements for consistency with the SAFMC's Shrimp FMP. In response to the 2009 stock assessment, Addendum IV (2009) implemented a one fish recreational creel limit, 100 pound commercial trip and bycatch limits, and a 100 undersized fish allowance for finfish trawls, in addition to all previous measures. The addendum also replaced the fishing mortality reference points with percentage-based spawning stock biomass reference points.

Primary Management Measures: The commercial fishery is controlled through minimum size limit, trip limit, closed season, closed area, mesh size, bycatch limit, and bycatch reduction device requirements. The recreational fishery is managed through bag limit and minimum size limit requirements.

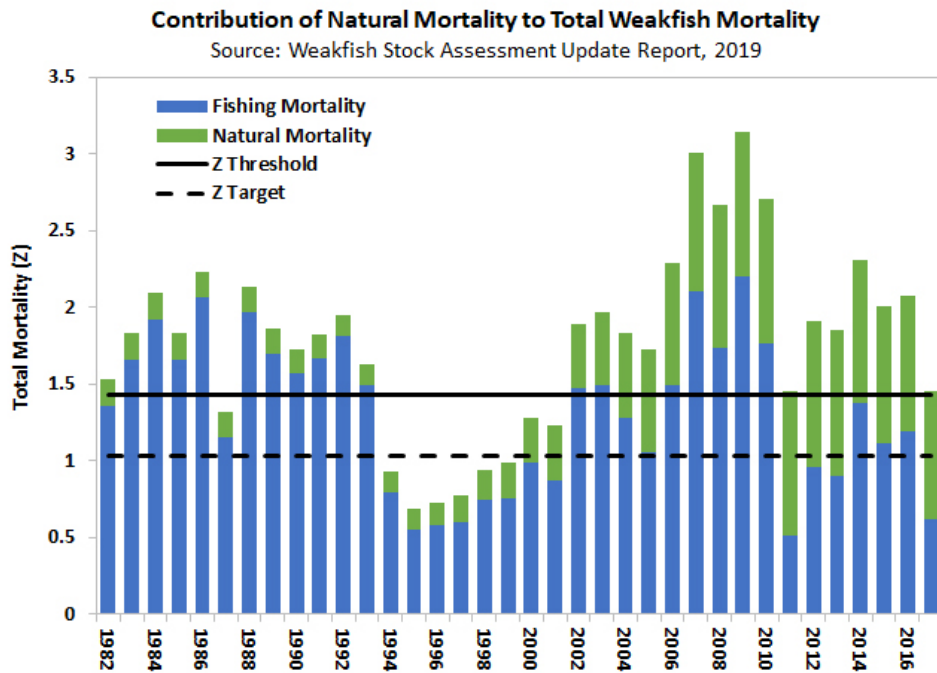
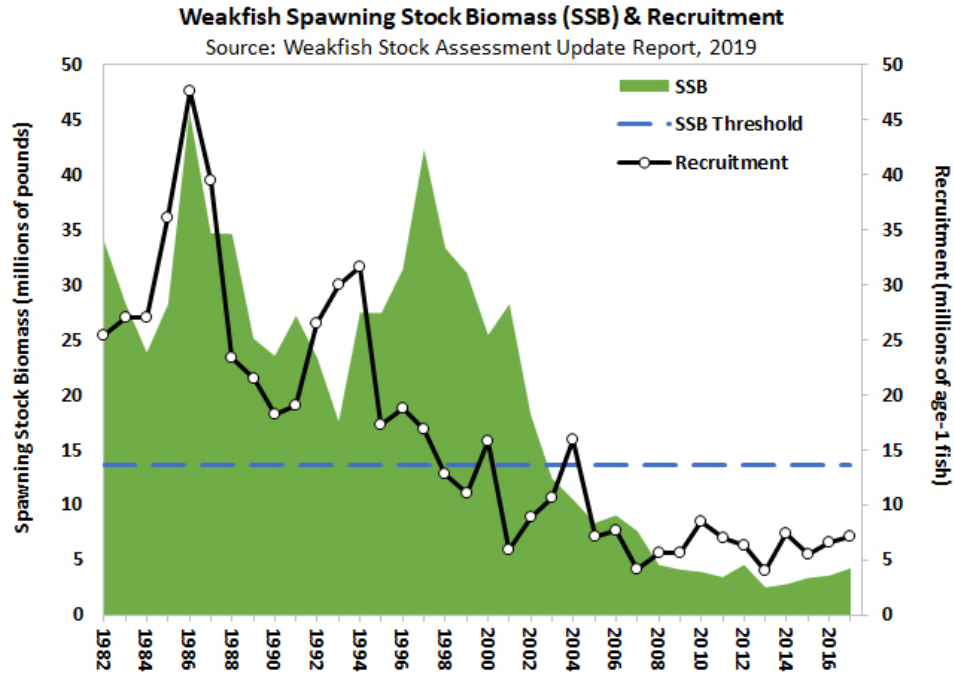
Timeline of Management Actions: FMP (1985); Amendment 1 (1992); Amendment 2 (1994); Amendment 3 (1996); Amendment 4 (2002); Addendum I (2005); Addenda II & III (2007); Addendum IV (2009)

Weakfish Commercial Landings

Source: Weakfish Stock Assessment Update Report, 2019



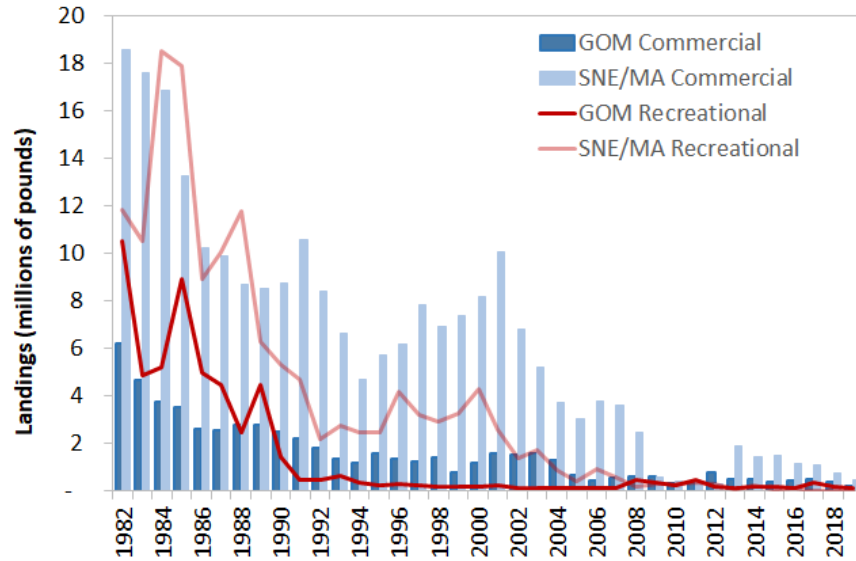
Overview of Stock Status Weakfish, *Cynoscion regalis*



Overview of Stock Status Winter Flounder, *Pseudopleuronectes americanus*

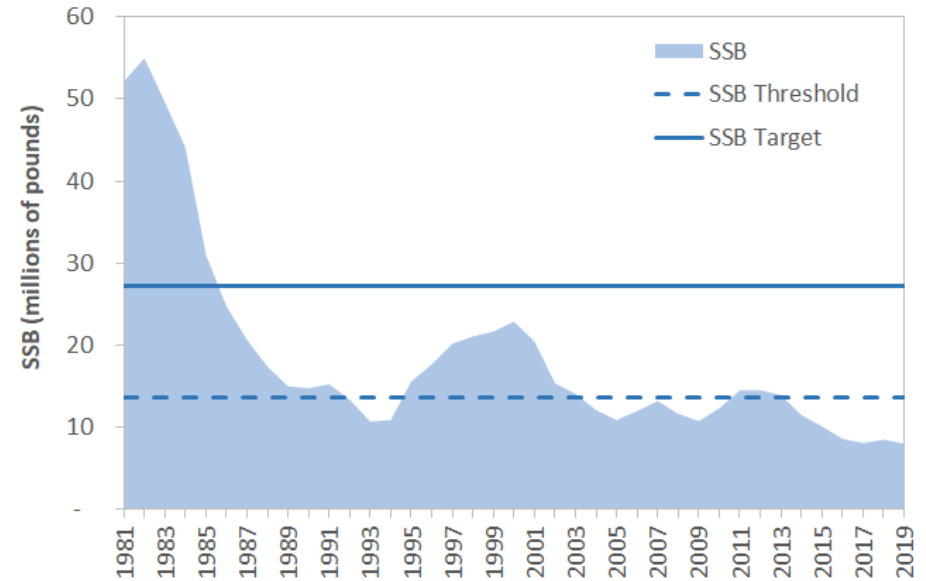
Winter Flounder Commercial and Recreational Landings by Stock Unit

Sources: GOM and SNE/MA Winter Flounder Assessment Update Reports, 2020



Winter Flounder Southern New England/Mid-Atlantic Spawning Stock Biomass

Source: SNE/MA Winter Flounder Assessment Update Report, 2020



SOUTHERN NEW ENGLAND/MID-ATLANTIC STOCK (SNE/MA)

Management Considerations:

Condition: Overfished and overfishing is not occurring.

Stock is at 32% of target SSB.

SNE/MA Stock Reference Points:

$F_{MSY} = 0.286$ $MSY = 8.6$ million pounds

SSB Target (B_{MSY}) = 27.2 million pounds

SSB Threshold ($\frac{1}{2}SSB_{MSY}$) = 13.6 million pounds

SSB = 8 million pounds

Primary Management Measures:

Winter flounder are managed as two separate stocks in state waters: SNE/MA and GOM, with commercial and recreational specifications set by the Board (Addendum III, 2013). In 2021, the Board maintained commercial and recreational management measures for the GOM and SNE/MA stocks. Currently, the possession limit for non-federally permitted commercial fishermen is 500 lbs per trip in the GOM (Addendum II, 2012) and 50 lbs or 38 fish in SNE/MA. Gear requirements mandate use of a minimum 6.5" square or diamond mesh in the cod-end. Recreational measures include possession limits and seasons. In the GOM, recreational measures include an eight fish bag limit and 12" size limit. Recreational measures for the SNE/MA include a two fish bag limit and a 12" size limit, with an open season March-December.

GULF OF MAINE STOCK (GOM)

Management Considerations:

Condition: Stock biomass status is unknown and overfishing is not occurring.

GOM FMP Stock Reference Points:

$F_{MSY} = 0.23$

Timeline of Management Actions: FMP & Addendum I ('92); Addendum II ('98); Amendment 1 ('05); Addendum I ('09); Addendum II ('12); Addendum III ('13)