


American Eel
American Lobster
Atlantic Croaker
Atlantic Herring
Atlantic Menhaden
Atlantic Striped Bass
Atlantic Sturgeon
Black Drum
Black Sea Bass
Bluefish
Coastal Sharks
Horseshoe Crab
Northern Shrimp
Red Drum
Scup
Shad & River Herring
Spanish Mackerel
Spiny Dogfish
Spot
Spotted Seatrout
Summer Flounder
Tautog
Weakfish
Winter Flounder

ASMFC Stock Status Overview

This document provides an overview of stock status for the Commission's 24 managed species or species groups. Graphs contain the most recent information available and have been vetted through the relevant species technical committee. Where biomass data is lacking, other fishery indicators are used (i.e., landings, fishing mortality rates). Time frames differ based on data availability.

October 2014











Vision: Sustainably Managing Atlantic Coastal Fisheries

Quick Guide to ASMFC Species Stock Status

(Current as of June 2014)















 = Rebuilt
  = Rebuilding
  = Stable/unchanged
  = Depleted
  = Unknown

STATUS/ TRENDS	SPECIES		OVERFISHED	OVERFISHING	REBUILDING STATUS & SCHEDULE
?		American Eel	Depleted	Unknown	Board approved restrictions to yellow and silver eel fisheries in 2013 & considers limits to glass eel fisheries in 2014 in response to 2012 benchmark assessment
✓		Gulf of Maine (GOM)	N	N	GOM and GBK stocks rebuilt
✓		Georges Bank (GBK)	N	N	
➔		Southern New England (SNE)	Y	N	Board approved trap reductions in Areas 2 & 3 pending NOAA Fisheries rulemaking
➔		American Shad	Depleted	Unknown	Amendment 3 establishes 2013 moratorium unless sustainability can be documented
✓		Atlantic Croaker	Unknown	N	Overfished status unknown; however, biomass has been increasing & age structure has been expanding since late 1980s; benchmark assessment scheduled for 2016
✓		Atlantic Herring	N	N	Rebuilt
?		Atlantic Menhaden	Unknown	Y	Amendment 2 implements ~25% reduction from 2011 levels, beginning in 2013; benchmark assessment scheduled for 2014
✓		Atlantic Striped Bass	N	N	Rebuilt since 1995 although female SSB has continued to decline since 2004; Board to consider management response for 2015 implementation
?		Atlantic Sturgeon	Y	N	40+ year moratorium; to be rebuilt by ~2038; listed in 2012 under the ESA; benchmark assessment scheduled for 2017

Quick Guide to ASMFC Species Stock Status

(Current as of June 2014)

 = Rebuilt
  = Rebuilding
  = Stable/unchanged
  = Depleted
  = Unknown

STATUS/TRENDS	SPECIES	OVERFISHED	OVERFISHING	REBUILDING STATUS & SCHEDULE
?	 Black Drum	?	?	FMP approved in 2013; benchmark assessment scheduled for 2015
✓	 Black Sea Bass	N	N	Rebuilt
✓	 Bluefish	N	N	Biomass above threshold but below target
	 Coastal Sharks	Varies by species & species complex		
?	 Horseshoe Crab	Unknown	Unknown	2013 assessment update found New England & NY stocks to have declined, while DE Bay & Southeast stocks have increased over time series; ARM Framework used to set harvest levels for horseshoe crabs of DE Bay origin for 2013 & 2014
	 Northern Shrimp	Unknown	Unknown	Abundance & biomass indices lowest on record; recruitment indices also very low; Board established 2014 moratorium fishery to protect remaining spawning population
	 Red Drum	Unknown	N	SPR above target and threshold SPRs
	 River Herring	Depleted	Unknown	SPR above threshold SPR
✓	 Scup	N	N	Amendment 2 established 2012 moratorium unless sustainability can be documented
✓	 Spanish Mackerel	N	N	Rebuilt

= Rebuilt
 = Stable/unchanged
 = Depleted
 ? = Unknown

		Spiny Dogfish	N	N	Rebuilt
?		Spot	Unknown	Unknown	Traffic light approach adopted to assess stock trends & initiate management response; benchmark scheduled for 2016
?		Spotted Seatrout	Unknown	Unknown	Omnibus Amendment includes measures to protect spawning stock & establishes 12" minimum size limit
		Summer Flounder	N	N	Rebuilt
		Tautog	Y	Y	Current biomass at 40% of SSB target; F target reduced to 0.15 to initiate stock rebuilding; benchmark assessment scheduled for 2014
		Weakfish	Depleted	N	6-year rebuilding period if spawning stock biomass < threshold level; Board approved further harvest restrictions in 2009; benchmark scheduled for 2015
?		Gulf of Maine	Unknown	N	Overfished status unknown since assessment model was not accepted by peer review
		South New England/ Mid-Atlantic	Y	N	Current biomass at 16% of SSB target

What Does a Status Mean?

Depleted - Reflects low levels of abundance though it is unclear whether fishing mortality is the primary cause for reduced stock size

Overfished - Occurs when stock biomass falls below the threshold established by the FMP, significantly reducing the stock's reproductive capacity to replace fish removed through harvest.

Overfishing - Occurs when fish are removed from a population at a rate that exceeds the threshold established in the FMP, which over the long-term will lead to declines in the population.

Rebuilding - Stock biomass is approaching the target level established by the FMP to ensure population sustainability.

Rebuilt - Stock biomass is equal to or above the biomass level established by the FMP to ensure population sustainability.

Stable/ Unchanged - Stock biomass has been consistent in recent years.

Unknown - There is no accepted stock assessment to estimate the stock status.

Benchmark stock assessment - A full analysis and review of stock condition, focusing on the consideration of new data sources and newer or improved assessment models. This assessment is generally conducted every 3-5 years and

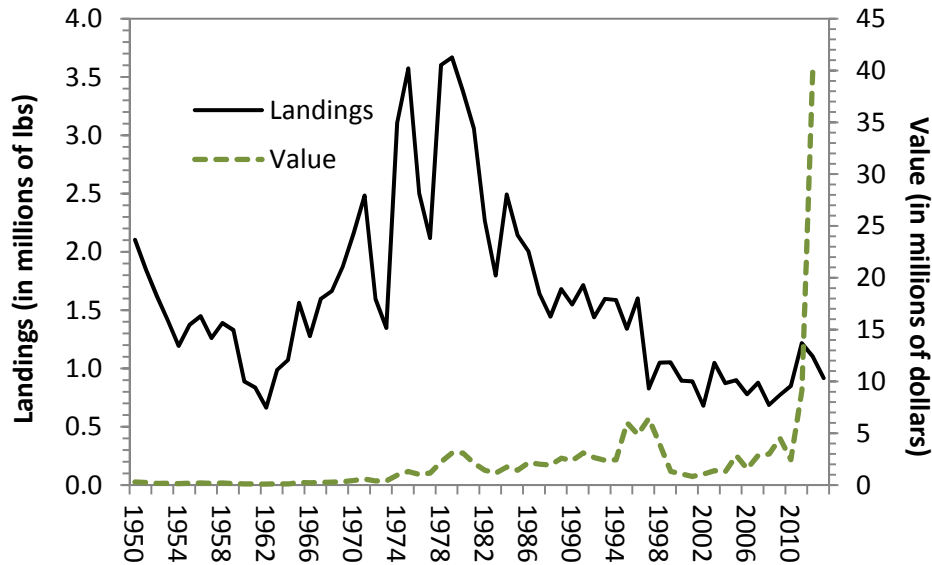
undergoes a formal peer review by a panel of independent scientists who evaluate whether the data and the methods used to produce the assessment are scientifically sound and appropriate for management use.

Stock assessment update - Incorporates data from the most recent years into a peer-reviewed assessment model to determine current stock status (abundance and overfishing levels)

Overview of Stock Status American Eel, *Anguilla rostrata*

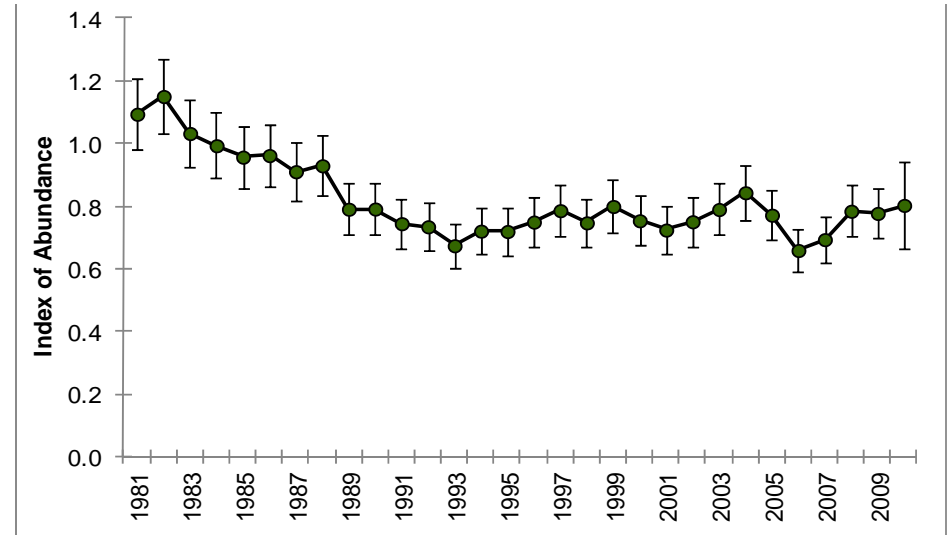
American Eel Total Commercial Landings and Value

Source: 2012 American Eel Benchmark Stock Assessment Report (2012) & Personal comm. NMFS Fisheries Statistics Division, 2014



30-Year Index of Abundance for Yellow-phase American Eels along the Atlantic Coast (error bars represent standard errors about the estimates).

Source: ASMFC American Eel Benchmark Stock Assessment Report, 2012



Timeline of Management Actions: FMP (1999); Addendum I (2006); Addendum II (2008), Addendum III (2013)

Management Considerations:

Condition: Depleted (2012 Benchmark Stock Assessment Report).

FMP Stock Rebuilding Goals: Protect and enhance the abundance of American eel in inland and territorial waters of the Atlantic states and jurisdiction and contribute to the viability of the American eel spawning population and provide for sustainable fisheries by preventing overharvest.

FMP Status:

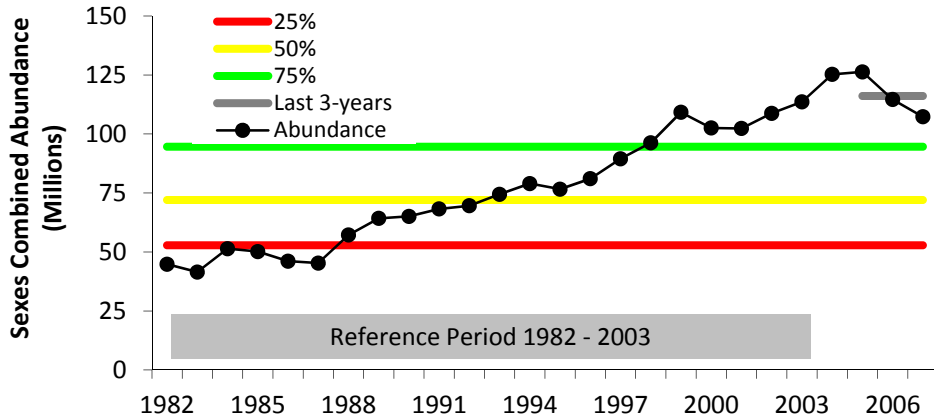
FMP approved in 2000, implemented in 2001. Addendum I, approved in 2006, required mandatory reporting of catch and effort data. Addendum II, approved in 2008, advocates for increased emphasis on improving upstream and downstream passage for American eel. Addendum III, approved in 2013, implements a 9" minimum size limit for recreational and commercial yellow eel fisheries, a seasonal closure of silver eel fisheries, a 25 recreational fish per day creel limit, increased reporting and measures to restrict the development of fisheries on pigmented eels. Draft Addendum IV proposes a wide range of management options for the glass, yellow, and silver eel commercial fisheries. The Board will consider final action on the addendum in October at the Commission's Annual Meeting.

Primary Management Measures: Recreational fisheries are managed by minimum size limits and possession limits. Commercial fisheries are managed by a minimum size limits and other restrictions such as gear restrictions, possession limits and licenses as determined by each state.

Overview of Stock Status Southern New England Stock of American Lobster, *Homarus americanus*

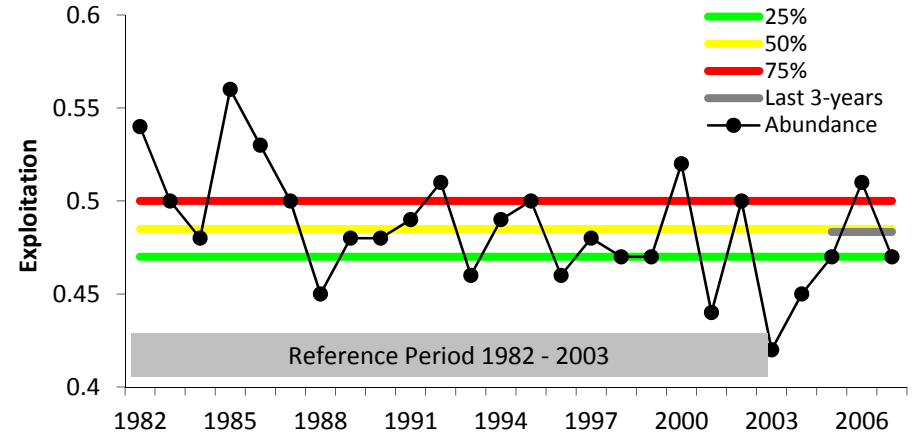
Gulf of Maine Lobster Abundance Reference Points, 1982 - 2007

Source: ASMFC American Lobster Stock Assessment, 2009



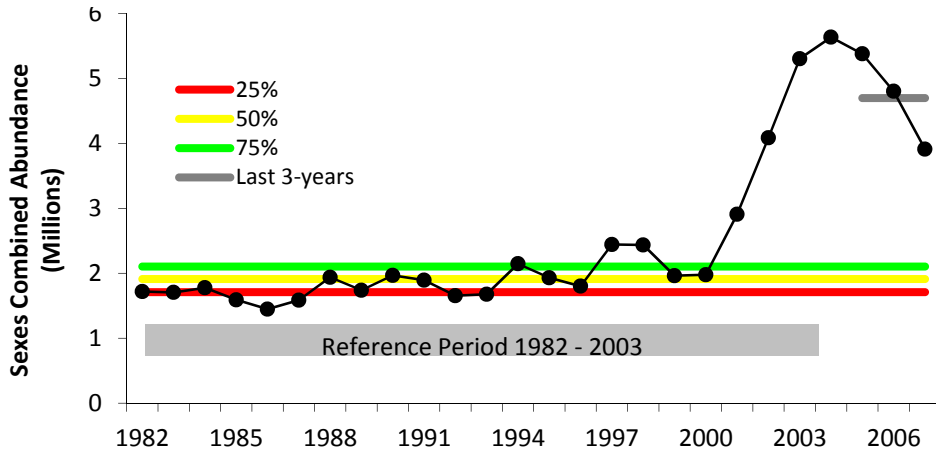
Gulf of Maine Lobster Exploitation Reference Points, 1982 - 2007

Source: ASMFC American Lobster Stock Assessment, 2009



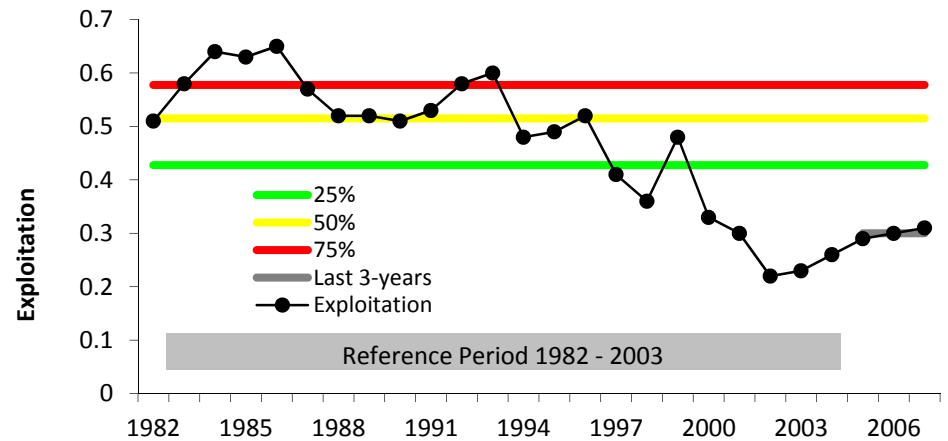
Georges Bank Lobster Abundance Reference Points, 1982 - 2007

Source: ASMFC American Lobster Stock Assessment, 2009



Georges Bank Lobster Exploitation Reference Points, 1982 - 2007

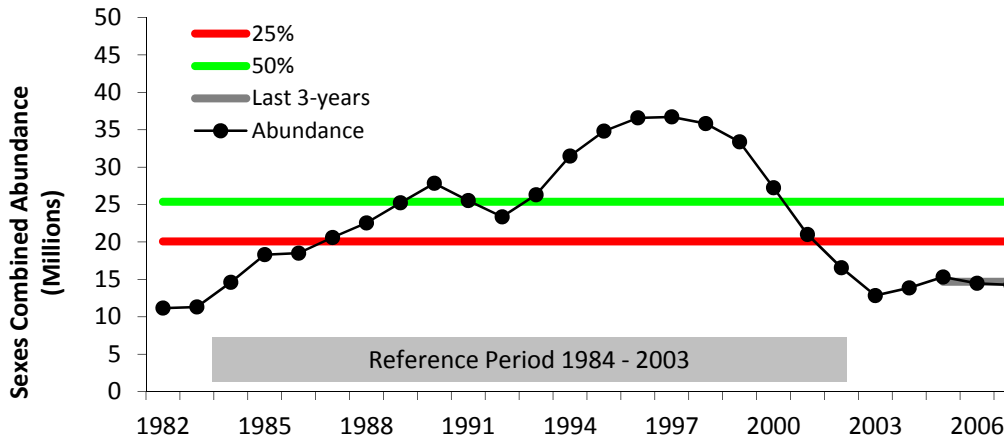
Source: ASMFC American Lobster Stock Assessment, 2009



Timeline of Management Actions: Amendment 3 ('97); Addendum I ('99); Addendum II ('01); Addendum III ('02); Addenda IV & V ('04); Addenda VI & VII ('05); Addenda X & XI ('07); Addendum XIII ('08); Addendum XIV ('09); Addendum XV ('09); Addendum XVI ('10); Addendum XVII ('11); Addendum XVIII ('12); Addenda XIX – XXIII ('13); Addendum XXIII ('14)

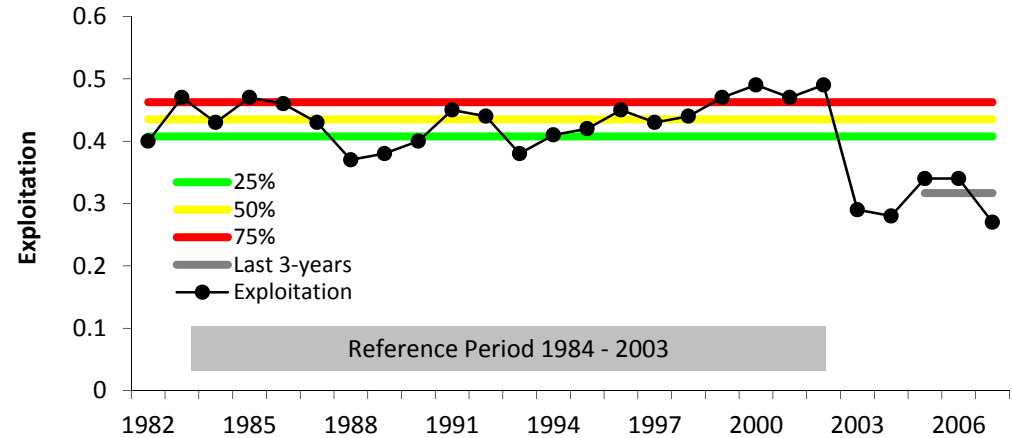
Southern New England Lobster Abundance Reference Points, 1982 - 2007

Source: ASMFC American Lobster Stock Assessment, 2009



Southern New England Lobster Exploitation Reference Points, 1982 - 2007

Source: ASMFC American Lobster Stock Assessment, 2009



Timeline of Management Actions: Amendment 3 ('97); Addendum I ('99); Addendum II ('01); Addendum III ('02); Addenda IV & V ('04); Addenda VI & VII ('05); Addenda X & XI ('07); Addendum XIII ('08); Addendum XIV ('09); Addendum XV ('09); Addendum XVI ('10); Addendum XVII ('11); Addendum XVIII ('12); Addenda XIX – XXIII ('13); Addendum XXIII ('14)

Management Considerations:

Condition FMP: Next benchmark assessment scheduled for 2015

Gulf of Maine – Favorable abundance; exploitation falls in the middle of the range

Georges Bank – Abundance and exploitation are in favorable condition

Southern New England – Abundance is below reference point limit; Board action is required to rebuild stock

Stock Rebuilding Goals:

Addendum XVI establishes a four-tiered approach to define abundance reference points in the Gulf of Maine (GOM) and Georges Bank (GBK), a four-tiered approach to define exploitation reference points for all three stock units, and a three-tiered approach to define abundance reference points for Southern New England (SNE). The Board set the SNE abundance reference points to a lower target level than the GOM and GBK stocks because it believes the SNE stock has limited ability to rebuild to higher historical levels.

FMP Status:

Amendment 3 and Addenda I – XIV, established 7 management areas and specific management measures to meet the rebuilding schedule by 2022.

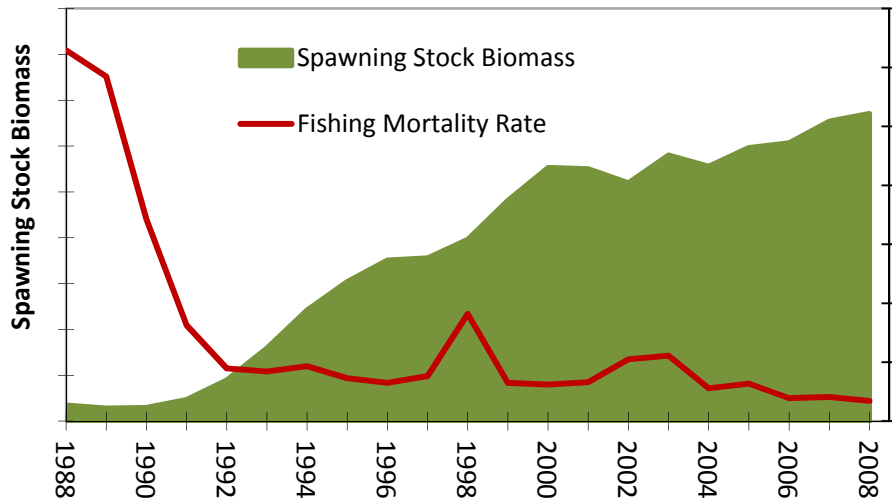
Addendum XII establishes guidelines for areas implementing a transferable trap program. Addendum XIII finalized the Outer Cape Cod's effort control plan.

Addendum XIV alters LCMA trap transfer program. Addendum XV establishes limited entry for LCMA 1 federal water fishermen. Addendum XVI establishes new biological reference points to determine stock status for three stock units. Addendum XVII institutes a 10% reduction in exploitation by all fishing sectors and all gear types starting January 1, 2013 as the first phase in the Board's efforts to rebuild the Southern New England stock. Addenda XVIII and XIX, address the second phase of rebuilding efforts by proposing area-specific measures to scale the scope of the Southern New England fishery to the size of the resource. Addendum XX, establishes bottom-sharing in Closed Area 2 in order to protect large concentrations of egg-bearing females and prevent gear conflicts. Addenda XXI and XXII implement changes to the trap transferability program for Areas 2 and 3. Addendum XXIII addresses habitat considerations.

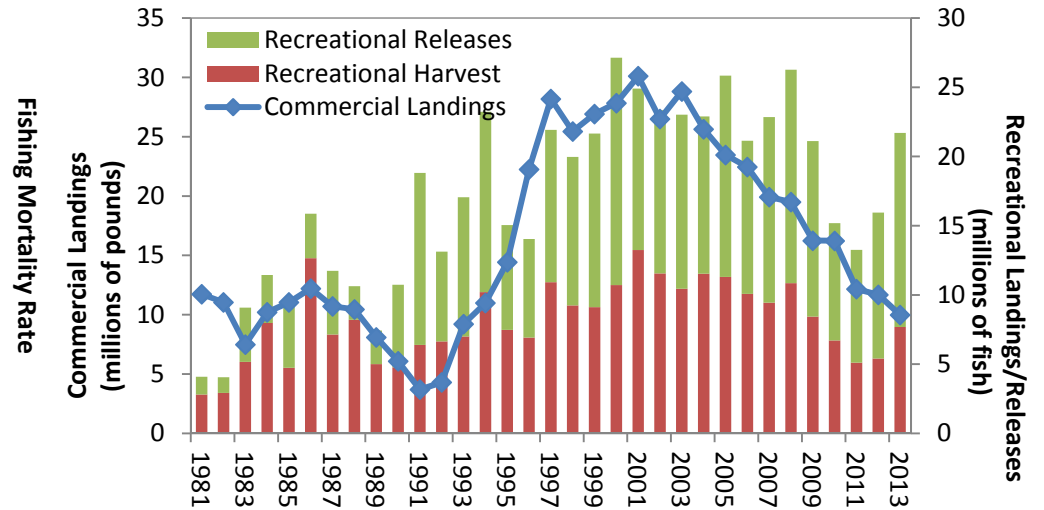
Primary Management Measures: Lobster is managed through 7 specific management areas. Each area has unique regulations that could include minimum/maximum size limits, trap limits, and v-notching definitions.

Overview of Stock Status Atlantic Croaker, *Micropogonias undulatus*

Trends in Atlantic Croaker Spawning Stock Biomass & Fishing Mortality Rate (Source: 2010 ASMFC Atlantic Croaker Stock Assessment Report)



Atlantic Croaker Commercial Landings & Recreational Landings/Releases
Source: NMFS Fisheries Statistics Division, Silver Spring, MD, 2014



Timeline of Management Actions: FMP (1987); Amendment 1 (2005); Addendum I (2011); Addendum II (2014)

Management Considerations:

Condition: Not experiencing overfishing. Although model estimates of spawning stock biomass (SSB) were too uncertain to be used to precisely determine overfished stock status, biomass has been increasing and the age-structure of the population has been expanding since the late 1980s. Next benchmark assessment scheduled for 2016.

FMP Stock Rebuilding Goals (Addendum I):

- Fishing Mortality Rate Threshold = F_{MSY} (or a reasonable proxy thereof) based upon the best available scientific information.
- Fishing Mortality Rate Target (F_{target}) = a fraction of the F threshold. F target is the rebuilding rate.
- Exceeding F threshold constitutes overfishing.
- Biomass target = B_{MSY} (or a reasonable proxy thereof) based on the best available scientific information. B target is the rebuilt level.
- Biomass threshold = a fraction of the biomass target.
- Falling below B threshold constitutes overfished

FMP Status:

Amendment 1 revised plan's goals and objectives and established biological reference points. Addendum I revised the management area (change to coastwide stock versus Mid-Atlantic and South Atlantic stock components) and adopted biological reference points. Addendum II established traffic light approach to assess stock trends and initiate management response.

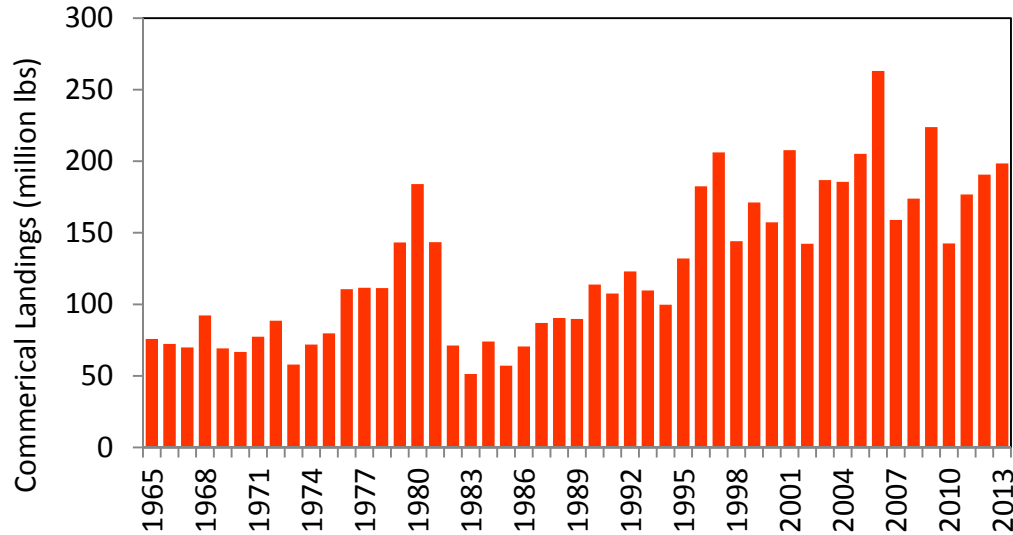
Primary Management Measures:

Amendment 1 established biological reference points for the Mid-Atlantic region and established a benchmark stock assessment to be conducted every five years. In each non-assessment year, the Atlantic Croaker Technical Committee will use the traffic light approach to evaluate changes in stock trends and the fishery. Although the plan does not require states to implement specific management measures, some states have implemented size and bag limits.

Overview of Stock Status Atlantic Herring, *Clupea Harengus*

Atlantic Herring Commercial Landings

Source: ACCSP Data Warehouse, 2014



Management Considerations:

Condition: Not overfished and overfishing is not occurring. SSB rebuilt.

FMP Reference Points and Current Values:

SSB Target = 157,000 mt (345 million lbs)
 SSB Threshold = 78,500 mt (173 million lbs)
 2011 SSB = 518,000 mt

Fishing Mortality Threshold (F_{MSY}) = 0.27

2011 F = 0.14

FMP Status:

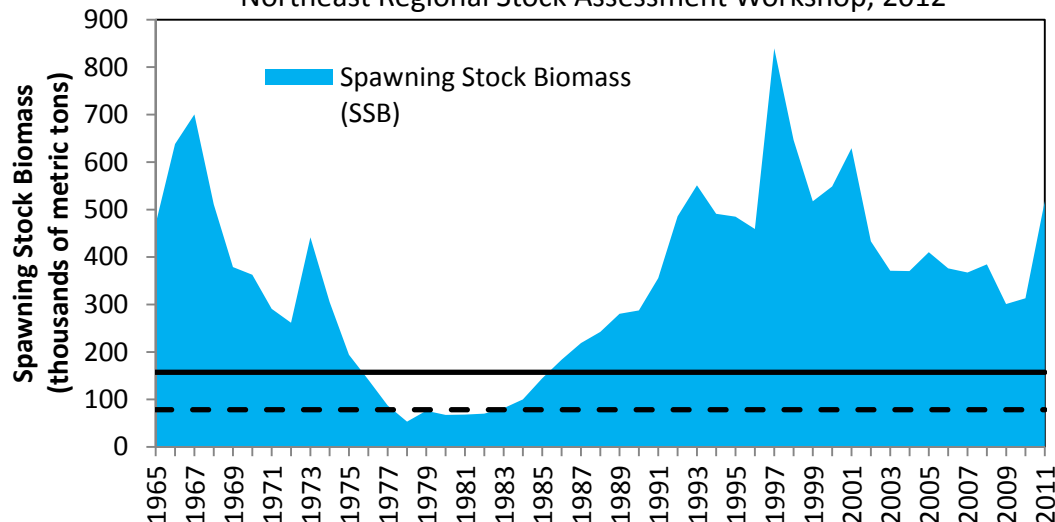
Amendment 2 was developed to achieve optimum yield on a continuing basis for the US fishery and to prevent overfishing of the Atlantic herring resource. Technical Addendum I clarifies zero tolerance spawning closures. Addendum I gives the Section the flexibility to distribute the Area 1A quota seasonally. Addendum II modified the process to set specifications and the definitions (including associated acronyms) used to set the specifications. Addendum V refined and clarified the spawning regulations through a comprehensive addendum. Addendum VI complemented the federal Atlantic Herring FMP's Framework 2 by allowing consistent measures for the four management areas: seasonal splitting of annual catch limit sub-components, up to 10% carry-over of unused sub-ACLs, triggers to close directed fisheries, and using the specifications process to set triggers. Section has initiated development of Amendment 3 to address spawning area boundaries and closures in Area 1A, a fixed gear set-aside rollover provision, declaration of fishing gear and a requirement for a vessel's hold to be emptied of fish before a fishing trip departure.

Primary Management Measures:

Annual total allowable catch is determined based on the optimum yield of the coastal stock complex and divided between 4 management areas. Effort is controlled by selecting 'days out' of the fishery, on which fishermen cannot land more than a bycatch allowance of 2,000 lbs; area closures during spawning events; and closure of a directed fishery when 92% of the sub-quota is projected to be reached, and when 95% of the stockwide ACL is projected to be reached. The Section set specifications for the 2013-2015 fishing seasons through consultation with the New England Fishery Management Council.

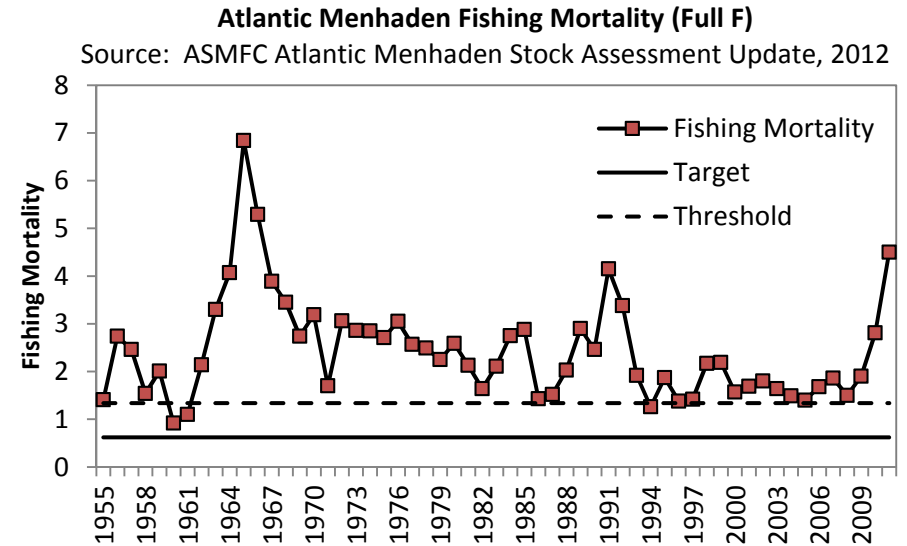
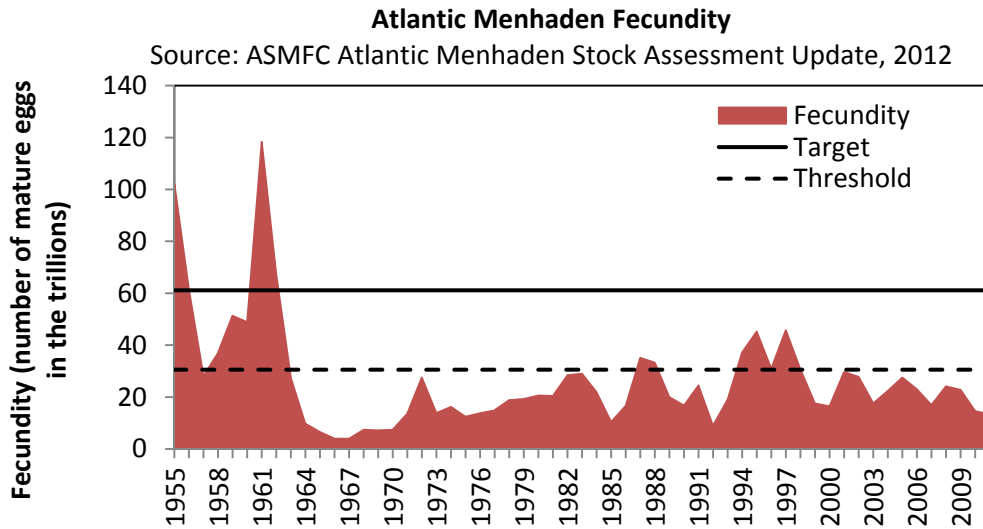
Atlantic Herring Spawning Stock Biomass

Northeast Regional Stock Assessment Workshop, 2012



Timeline of Management Actions: FMP (1993); Amendment 1 (1999); Amendment 2 (2006); Addendum I (2009); Addendum II (2010); Addendum V (2010); Addendum VI (2013)

Overview of Stock Status Atlantic Menhaden, *Brevoortia tyrannus*



Timeline of Management Actions: FMP (1981); FMP Revision (1991); Amendment 1 (2001); Addendum I (2004); Addendum II (2005); Addendum III (2006); Addendum IV (2009); Addendum V (2011); Amendment 2 (2012); Technical Addendum I (2013)

Management Considerations

Condition: Based on the terminal year of the assessment (2011), the stock is experiencing overfishing, but it is unknown if the stock is overfished. The uncertainty in the overfished determination comes from conflicting results of sensitivity runs explored in the 2012 stock assessment update. Next benchmark assessment scheduled for 2014.

FMP Stock Rebuilding Goals:

Fecundity Target (SSB_{Target}) = 61.1 trillion maturing or ripe eggs

Fecundity Threshold ($SSB_{Threshold}$) = 30.55 trillion maturing or ripe eggs

Current Fecundity (2011) = 13.3 trillion maturing or ripe eggs

Fishing Mortality Target (Full F) $F_{30\%MSP} = 0.62$

Fishing Mortality Threshold (Full F) $F_{15\%MSP} = 1.34$

Current Fishing Mortality (2011) = 4.5

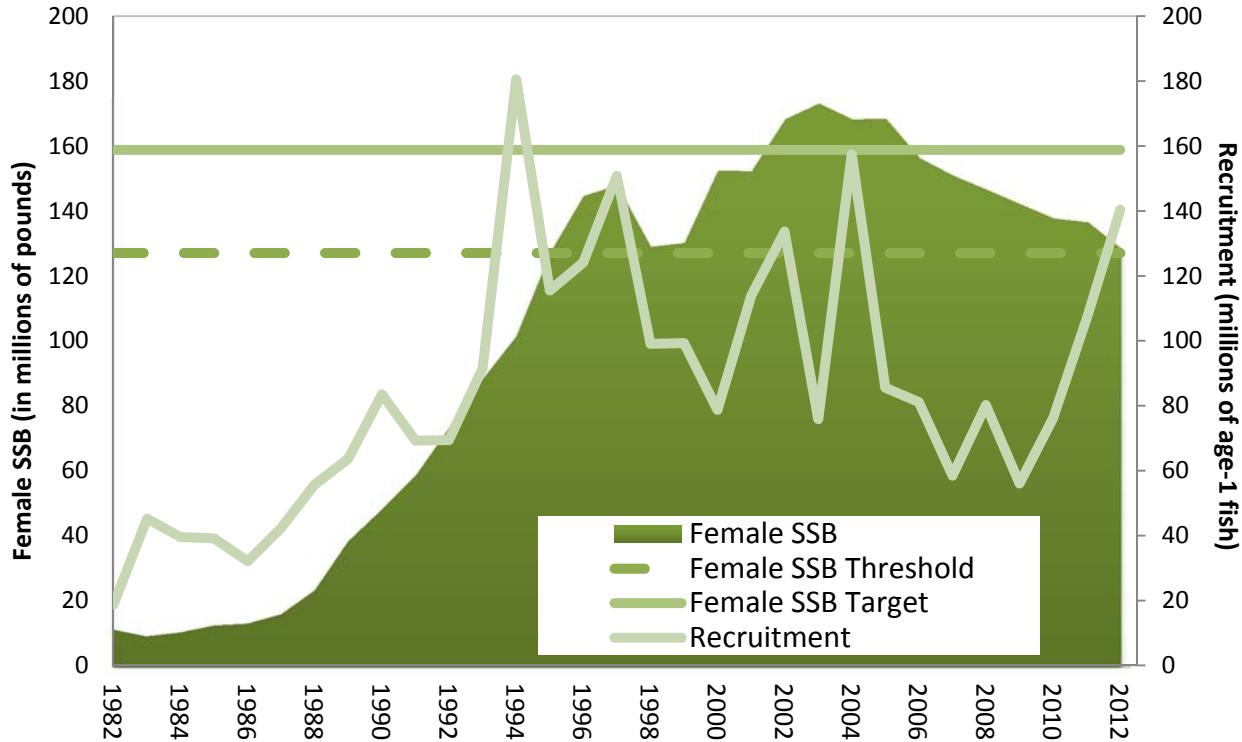
FMP Status: Addendum I established new biological reference points and changed the frequency of assessments to every 3 years. Addendum II initiated a research program to assess the status of menhaden in Chesapeake Bay. Addendum III set a harvest cap in Chesapeake Bay for the reduction fishery, allowing annual adjustments for harvest overages and underages; these provisions were extended through 2013 through Addendum IV. Addendum V established new fishing mortality reference points based on MSP. Amendment 2 established a 170,800 MT TAC beginning in 2013 and continuing until completion of, and Board action on, the 2014 benchmark stock assessment. The TAC represents a 20% reduction from the average of landings from 2009-2011 and an approximately 25% reduction from 2011 levels. The Amendment also establishes new biological reference points for biomass based on MSP.

Primary Management Measures: A 170,800 MT TAC beginning in 2013, which is allocated on a state-by-state basis based on landings history of the fishery from 2009-2011; allocation will be revisited three years after implementation. States will be required to close their fisheries when the state-specific portion of the TAC has been reached; any overages must be paid back the following year. Further, the Chesapeake Bay reduction fishery harvest cap will be reduced by 20% (this is an adjustment of cap which was in place since 2006). Technical Addendum I, approved in 2013, further clarifies Amendment 2's provisions for episodic events.

**Overview of Stock Status
Atlantic Striped Bass, *Morone saxatilis***

Atlantic Striped Bass Female Spawning Stock Biomass (SSB) & Recruitment (Age-1)

Source: ASMFC Atlantic Striped Bass Benchmark Assessment, 2013



Timeline of Management Actions: Amendment 1 & 2 (1984); Amendment 3 (1985); Amendment 4 (1990); Amendment 5 (1995); Amendment 6 (2003); Addendum I (2007); Addendum II (2010); Addendum III (2012)

Management Considerations

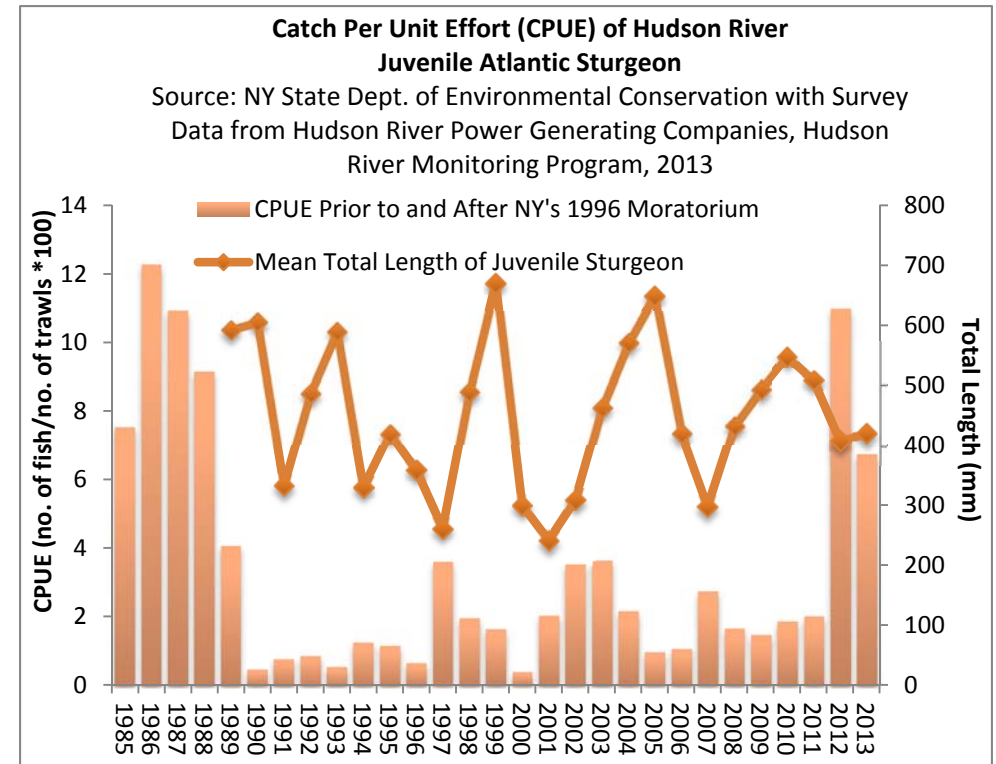
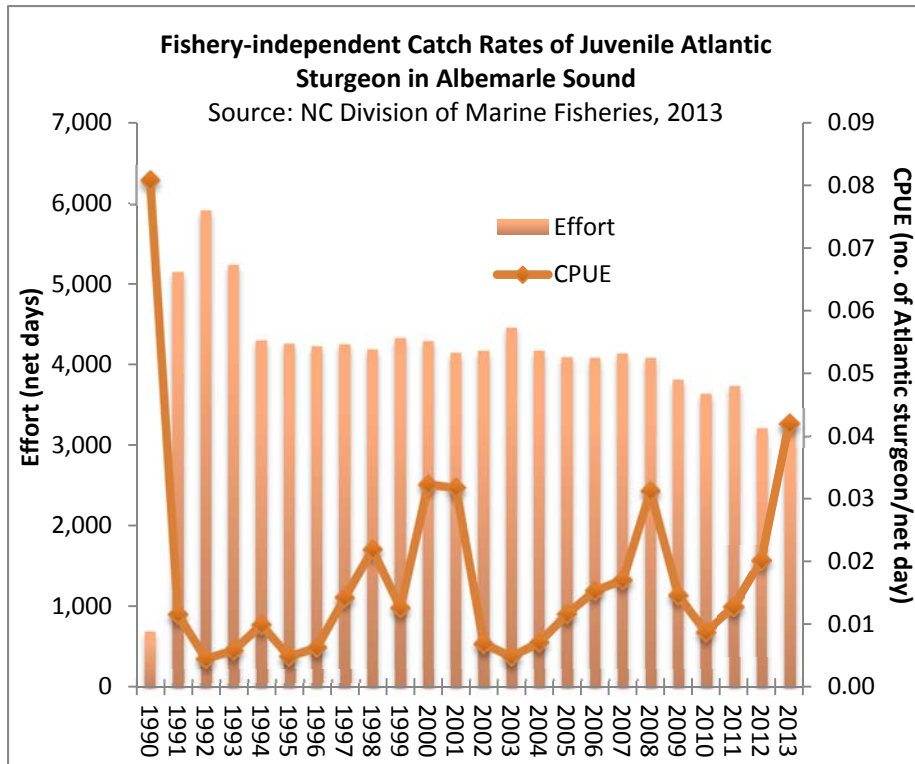
Condition: Not overfished and overfishing is not occurring.

FMP Stock Control Rules: SSB target = 159 million pounds New Proposed F target = 0.18 (or 0.27 in Chesapeake Bay and Albemarle/Roanoke)
SSB threshold = 127 million pounds New Proposed F threshold = 0.219

FMP Status: Amendment 6 (2003) established new biological reference points and includes triggers for Board action. Addendum I (2007) establishes a data collection program to increase the accuracy of discard and discard mortality estimates and recommends an angler education program to reduce discard mortality. In August 2008, the Board approved new estimates of the Amendment 6 biological reference points and improved estimates of female SSB for 1982-2006. Addendum III (2012) establishes a mandatory commercial tagging program for all states and jurisdictions with commercial striped bass fisheries and recommends increasing penalties for illegally harvested fish. Based on the findings of the 2013 benchmark, the Board will be considering final approval of Addendum IV, in October 2014, to adopt new fishing mortality reference points and establish measures to address declining SSB.

Primary Management Measures: The commercial fishery is controlled through state-by-state quotas (for coastal and bay fisheries), minimum size limits, and seasons. The recreational fishery is managed through bag and size limits.

Overview of Stock Status Atlantic Sturgeon, *Acipenser oxyrinchus*



Timeline of Management Actions: FMP (1990); Amendment 1 (1998); Addendum I (2001); Addendum II (2005); Addendum III (2006)

Management Considerations:

Condition: Overfished; NOAA Fisheries listed Atlantic sturgeon under the Endangered Species Act in 2012.

FMP Stock Rebuilding Goals: To have at least 20 protected age classes of females in each spawning stock.

FMP Rebuilding Schedule: Approximately 20 to 40 years from initiation of Amendment 1 (1998), depending on a number of factors, including individual spawning stock's maturity rate; longevity; geographic area; and length of prior fishery closures.

FMP Status:

FMP approved in 1990; Amendment 1 to the FMP approved and implemented in 1998; Addendum I approved and implemented in 2001; Addendum II approved in May 2005; Addendum III approved in November 2006. Combined, all three Addenda permit the importation of non-indigenous Atlantic sturgeon as well as the development of private Atlantic sturgeon aquaculture facilities in Florida and North Carolina.

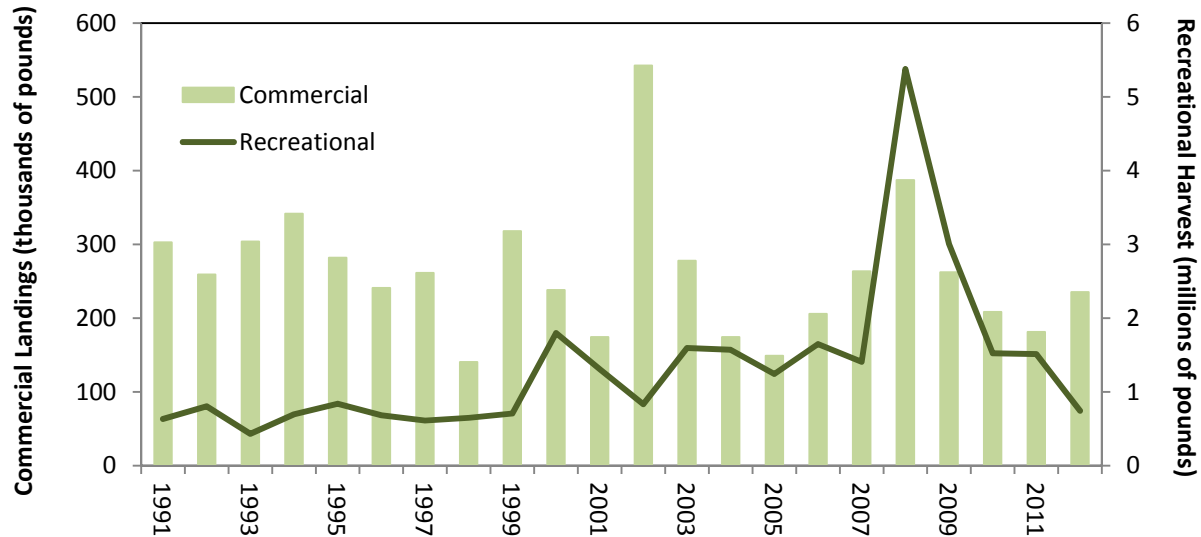
Primary Management Measures:

Amendment 1 mandated all Atlantic coastal states to enact a moratorium on harvest and possession of Atlantic sturgeon.

Overview of Stock Status Black Drum, *Pogonias cromis*

Recreational and Commercial Black Drum Landings along the Atlantic Coast

Source: ACCSP Data Warehouse and MRIP, 2013



Management Considerations

Condition: Unknown; coastwide benchmark stock assessment is scheduled for 2015.

FMP Stock Rebuilding Goals: None

FMP Rebuilding Schedule: None

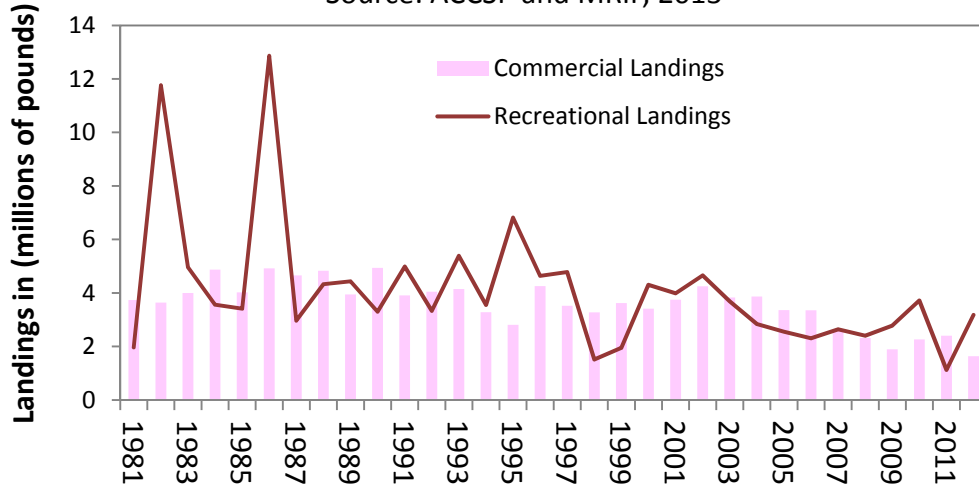
FMP Status: The South Atlantic State/Federal Fisheries Management Board approved the Black Drum FMP in May 2013.

Primary Management Measures: The FMP requires all states to maintain current regulations for black drum and implement a maximum possession limit and minimum size limit (of no less than 12 inches) by January 1, 2014. States will be required to further increase the minimum size limit (to no less than 14 inches) by January 1, 2016. The FMP also establishes a management framework to address future concerns or changes in the fishery or population

Overview of Stock Status Black Sea Bass, *Centropristis striata*

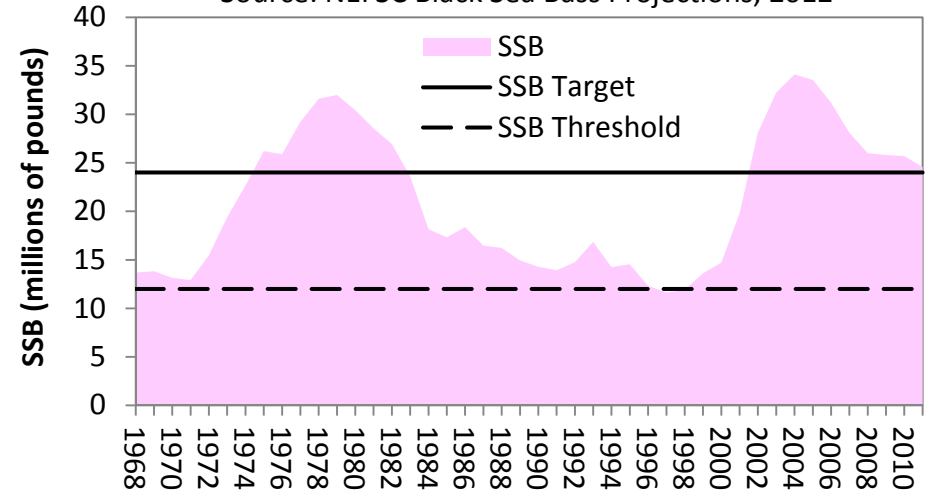
Commercial and Recreational Black Sea Bass Landings

Source: ACCSP and MRIP, 2013



Black Sea Bass Spawning Stock Biomass (SSB)

Source: NEFSC Black Sea Bass Projections, 2012



Timeline of Management Actions: FMP (1996); Amendment 10 (1997); Amendment 11 (1998); Amendment 12 (1999); Amendment 13 (2003); Addenda II & III (2004); Addendum XVI (2005); Addendum XIX (2007); Addendum XX (2009); Addendum XXI (2011); Addendum XXIII (2013)

Management Considerations:

Condition: Rebuilt. Current $F(2011)$ is 0.21 and SSB is 24.6 million pounds

FMP Biological Reference Points:

SSB Target = 24 million pounds Fishing Mortality Threshold = 0.44

SSB Threshold = 12 million pounds

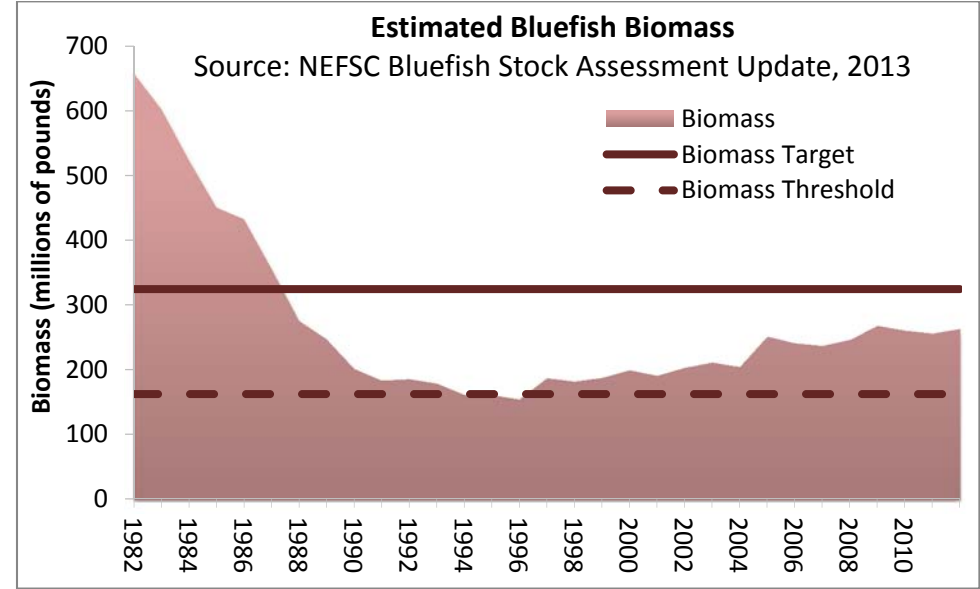
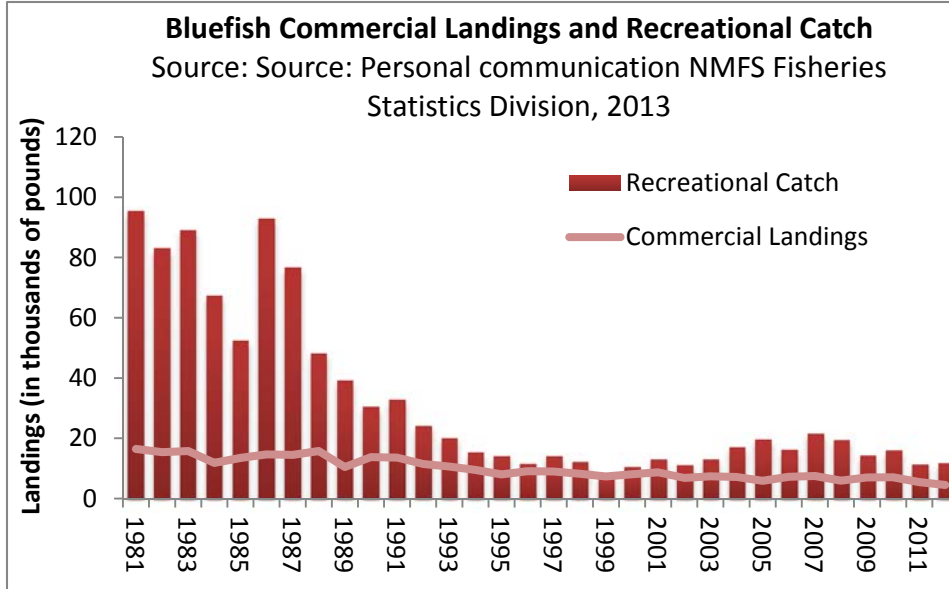
FMP Status:

Joint management with Mid-Atlantic Fishery Management Council (Council). Amendment 13 approved in 1998. Addendum XIII (August 2004) allows the TAL to be set up to three years in a given year. Addendum XIX (2007) sets the current state-by-state shares for the commercial fishery. Addendum XXII (February 2012) modified the management measures for the 2012 recreational black sea bass fishery.

Primary Management Measures:

Annual total allowable landings (TAL) divided into a state-by-state commercial quota (49% of TAL) and recreational harvest limit (51% of TAL). Coastwide commercial management measures include minimum fish and mesh sizes, as well as pot/trap specifications. The Commission and the MAFMC determine coastwide recreational bag/size limits each year, but in 2011 they set state-by-state regulations for the first time.

Overview of Stock Status Bluefish, *Pomatomus saltatrix*



Management Considerations

Condition: Rebuilt; not overfished and overfishing is not occurring

FMP Biological Reference Points:

Biomass threshold ($1/2 B_{MSY}$) = 162,124,830 lbs (73,526 mt)
 Biomass target = 324,247,455 lbs (147,051 mt)
 Biomass₂₀₁₂ = 277,359,163 lbs (125,808 mt)

Fishing Mortality Target (F_{MSY}) = 0.19
 Fishing Mortality Threshold ($F_{threshold}$) = 0.4
 Fishing Mortality₂₀₁₂ = 0.097

FMP Status:

Joint management with the Mid-Atlantic Fishery Management Council. Amendment I approved in July 2000 and implemented in August 2000. The last benchmark stock assessment was reviewed and approved by SAW/SARC in 2005. Addendum I to Amendment I, approved in February 2012, establishes a coastwide sampling program to improve the quantity and quality of information available for use in future bluefish stock assessments.

Primary Management Measures: Annual total allowable landings (TAL) are divided into a commercial quota (17% of TAL) and recreational harvest limit (83% of TAL). Commercial trip limits and seasons are determined on a state-by-state basis. The coastwide recreational bag limit is 15 fish.

Overview of Stock Status Coastal Sharks

Species or Complex Name	Stock Status		References/Comments
	Overfished	Overfishing is Occurring	
Porbeagle	Approaching	N	Porbeagle Stock Assessment, ICCAT Standing Committee on Research and Statistics Report (2009)
Dusky	Y	Y	SEDAR 21 (2011); designated a prohibited species
Large Coastal Sharks	Unknown	Unknown	SEDAR 11 (2006); difficult to assess as a species complex due to various life history characteristics/ lack of available data
Blacktip	Unknown	Unknown	SEDAR 11 (2006)
Sandbar	Y	N	SEDAR 21 (2011)
Atlantic Sharpnose	N	N	SEDAR 34 (2013)
Blacknose	Y	Y	SEDAR 21 (2011)
Bonnethead	N	N	SEDAR 34 (2013)
Finetooth	N	N	SEDAR 13 (2007)
Smooth Dogfish	Unknown	Unknown	No assessment; benchmark assessment scheduled for 2015

Management Considerations

Condition: See table (left) for stock status information by species and species group.

FMP Status: FMP (2008), Addendum I (2000), Addenda II & III (2013)

Primary Management Measures

Commercial and recreational fishermen are prohibited from possessing silky, tiger, blacktip, spinner, bull, lemon, nurse, scalloped hammerhead, great hammerhead, and smooth hammerhead sharks species from May 15 – July 15 from VA-NJ to protect pupping females. All fishermen, with the exception of commercial fishermen who land smooth dogfish, are required to keep the fins attached to the carcass through landing. Addendum I modifies the FMP to allow commercial fishermen to process (remove the fins) smooth dogfish at sea from March – June of each year but requires a 95-5% carcass to fin ratio for all dressed smooth dogfish carcasses. Addendum II modifies the FMP to allow commercial fishermen to process smooth dogfish year round but requires a 12-88% fin-to-carcass ratio. Addendum III updated the species groupings to ensure consistency with NOAA Fisheries and increased the recreational size limit for hammerhead sharks.

Recreational fishermen are prohibited from harvesting any species that is illegal to land in federal waters. Smooth dogfish are not prohibited (or currently managed) in federal waters and anglers may harvest them. Recreational fishing is controlled through possession limits with a 4.5' fork length size limit for all

species except for Atlantic sharpnose, finetooth, blacknose, and bonnethead which do not have a size limit. In addition, recreational anglers can only harvest sharks caught with a handline or rod & reel.

The commercial fishery is managed based on MSY using quotas and possession limits to control harvest level and effort. Sharks are split into eight commercial species groups based on fisheries, biology, and stock status — prohibited, research, small coastal, blacknose, aggregated large coastal, hammerhead, pelagic, and smooth dogfish (see table for species by species grouping). ASMFC does not set quotas for the blacknose, hammerhead, SCS, LCS, or pelagic species groups but rather opens and closes the fishery in response to the federal quota. The Board may set a quota for smooth dogfish but is not required to. Fishing effort for the smoothhound, blacknose, hammerhead, SCS, LCS, and pelagic species groups is controlled through possession limits; fishermen may harvest species within these groups as long as the fishery is open and all sharks are caught according to the regulations contained in the FMP.

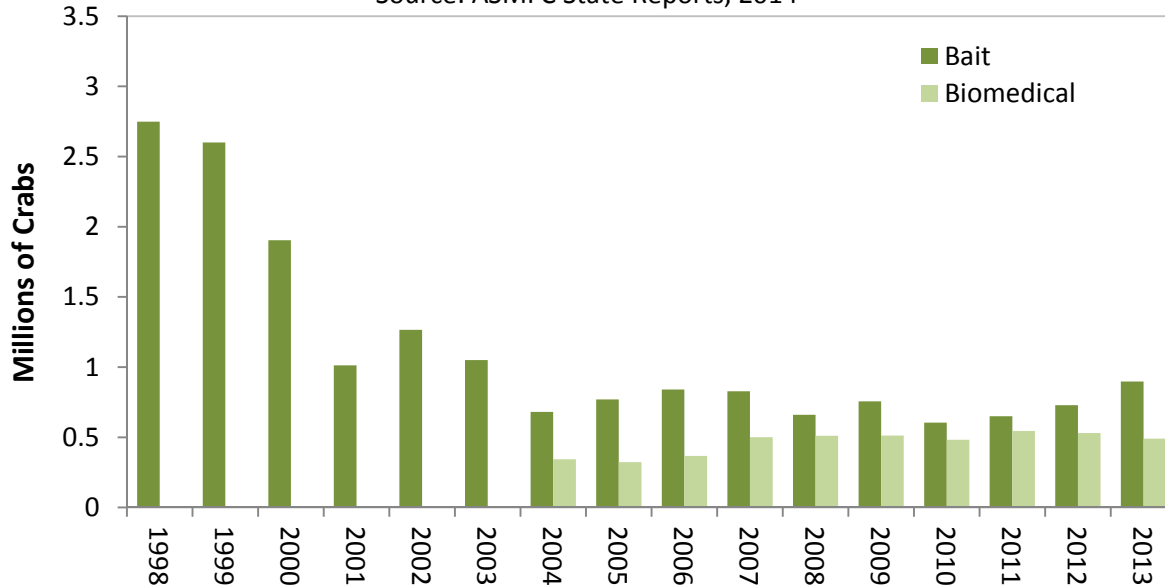
Commercial fishermen must have a general state commercial fishing license or permit to harvest sharks. Dealers are required to hold a federal Commercial Shark Dealer permit to buy and sell sharks. Federal dealer permits were required in order to monitor the quota as efficiently as possible and reduce the chance of quota overages. Fishermen may use handlines, gillnets, trawl nets, shortlines, pound nets/fish traps, and weirs to harvest sharks commercially. Captains and vessel owners must use circle hooks and attend a Protected Species Safe Handling, Release, and Identification Workshop offered by NOAA Fisheries in order to harvest sharks using shortlines.

Species Groups	Species Within Group
Prohibited	Sand tiger, bigeye sand tiger, whale, basking, white, dusky, bignose, Galapagos, night, reef, narrowtooth, Caribbean sharpnose, smalltail, Atlantic angel, longfin mako, bigeye thresher, sharpnose sevengill, bluntnose sixgill, and bigeye sixgill sharks
Research	Sandbar sharks
Small coastal	Atlantic sharpnose, finetooth, and bonnethead sharks
Blacknose	Blacknose
Aggregated large coastal	Silky, tiger, blacktip, spinner, bull, lemon, and nurse
Hammerhead	scalloped hammerhead, great hammerhead, and smooth hammerhead sharks
Pelagic	Shortfin mako, porbeagle, common thresher, oceanic whitetip, and blue sharks
Smoothhound	Smooth dogfish, Florida smoothhound

Overview of Stock Status Horseshoe Crab, *Limulus polyphemus*

Coastwide Horseshoe Crab Bait Landings & Biomedical Harvest

Source: ASMFC State Reports, 2014



Timeline of Management Actions: FMP (1999); Addendum I (2000); Addendum II (2001); Addendum III (2004); Addendum IV (2006); Addendum V (2008); Addendum VI (2010); Addendum VII (2012)

Please note the following details regarding biomedical harvest numbers:

- Harvest numbers include all horseshoe crabs brought to bleeding facilities, including those that were harvested as bait and counted against state quotas.
- Most of the biomedical crabs harvested are returned to the water after bleeding; a 15% mortality rate is estimated for all bled crabs.

Regional Trends in Horseshoe Abundance Source: ASMFC Horseshoe Crab Stock Assessment Update, 2013		
Region	Time series duration of longest dataset	Conclusion about population change
New England	1978 - 2008	Declined
New York	1987 - 2008	Declined
Delaware Bay	1988 - 2008	Increased
Southeast	1993 - 2009	Increased

Management Considerations

Condition: Unknown

FMP Stock Rebuilding Goals & Schedule: None

FMP Status: FMP approved in 1998 and implemented in 1999. Addendum I (2000) required states to cap harvest at 25% below the 1995-1997 levels of ~3 million crabs and encouraged states with more restrictive measures to maintain those measures. Addendum II (2001) allowed for state-to-state quota transfers. Addendum III (2004) capped annual harvest in NJ and DE at 150,000 crabs/state and set MD's annual quota at its 2001 landings level (170,653 crabs); the 3 states also prohibited harvest and landings for bait from May 1 to June 7. Addendum IV (2006) established a male-only harvest of up to 100,000 crabs annually from June 8 to December 31 through September 2008 in NJ and

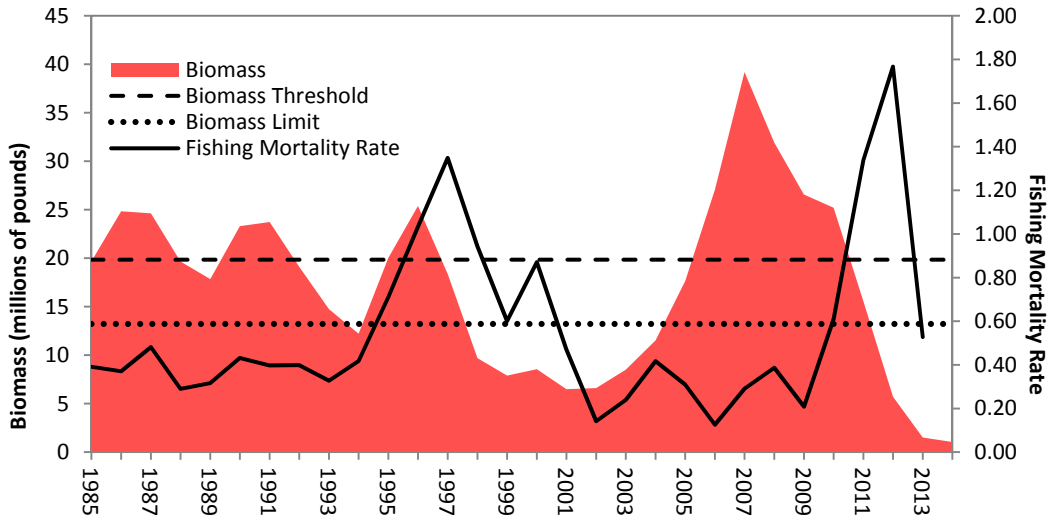
DE. It also set an annual closed season in MD waters from January 1 through June 7 through 2008. Addendum IV further restricted Virginia's ocean harvest to no more than 40% of its quota and required that the sex ratio of the harvest comprise at least 2 to 1 males to females. Its provisions were extended to April 2013 through Addenda V & VI. Addendum VII (2012) implements the Adaptive Resource Management (ARM) framework that incorporates both shorebird and horseshoe crab abundance levels when considering the optimized horseshoe crab harvest level for the Delaware Bay area.

Primary Management Measures: In 2013, using the ARM Framework, the Board set a harvest limit of 500,000 Delaware Bay male horseshoe crabs and zero female horseshoe crabs for the 2013 season. The harvest limit is allocated by state quota to the states which harvest horseshoe crabs of Delaware Bay origin (NJ, DE, MD, VA).

Overview of Stock Status Northern Shrimp, *Pandalus borealis*

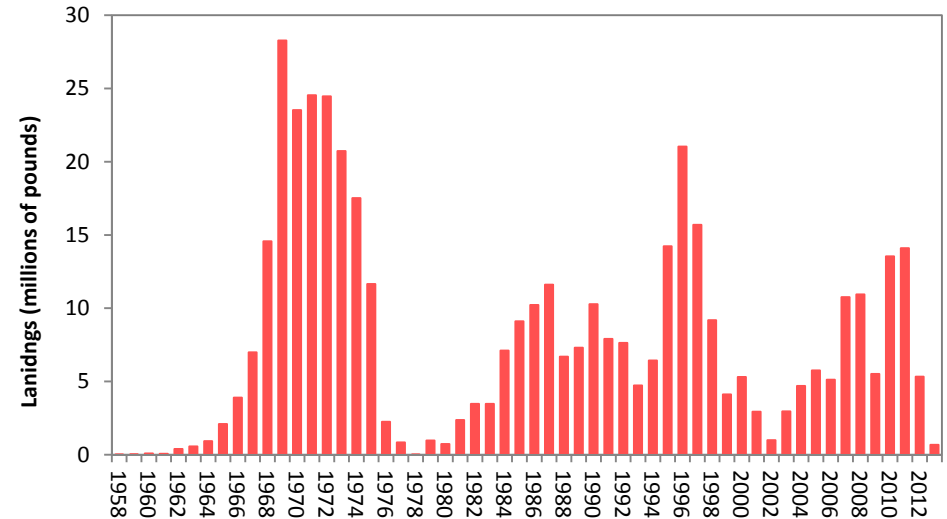
Gulf of Maine Northern Shrimp Total Stock Biomass and Fishing Mortality

Source: ASMFC Assessment Report for the Gulf of Maine Northern Shrimp, 2013



Northern Shrimp Landings, 1960 - 2013

Source: ASMFC Northern Shrimp Technical Committee, 2013



Timeline of Management Actions: FMP (1986); Amendment 1 (2004); Amendment 2 (2011); Addendum I (2012)

Management Considerations:

Condition: Abundance and biomass indices lowest on record; recruitment indices also very low

FMP Stock Rebuilding Goals:

Amendment 1:

Fishing Mortality Target = 0.38

Fishing Mortality Threshold = 0.48

Fishing Mortality Limit = 0.6

Stock Biomass Threshold = 19.8 million pounds (9,000 mt)

Stock Biomass Limit = 13.2 million pounds (6,000 mt)

FMP Rebuilding Schedule: None. Management action triggered when fishing mortality exceeds $F = 0.48$ or biomass falls below threshold.

FMP Status:

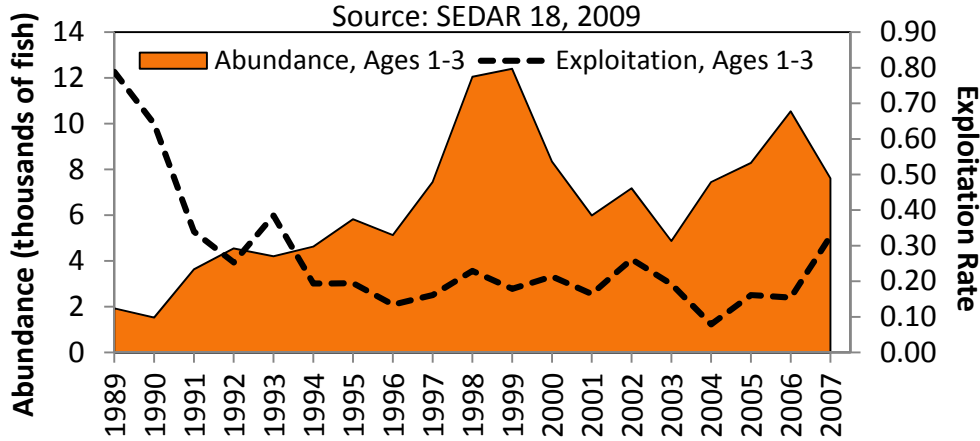
- Amendment 2 includes a suite of management tools, such as trip limits, trap limits, and days out of the fishery, to control catch rates. The Amendment also modifies the fishing mortality reference points to include a threshold level, includes a more timely and comprehensive reporting system, and allows for the initiation of a limited entry program through the adaptive management addendum process. Addendum I, approved in November 2012, clarifies the annual specification process, and allocates the TAC with 87% for the trawl fishery and 13% for the trap fishery based on historical landings by each gear type.
- The Section placed a moratorium on the fishery for the 2014 fishing season to protect the remaining spawning population and reduce pressure on the collapsed stock. It also initiated development of a new amendment to consider limited entry in the fishery.

Primary Management Measures:

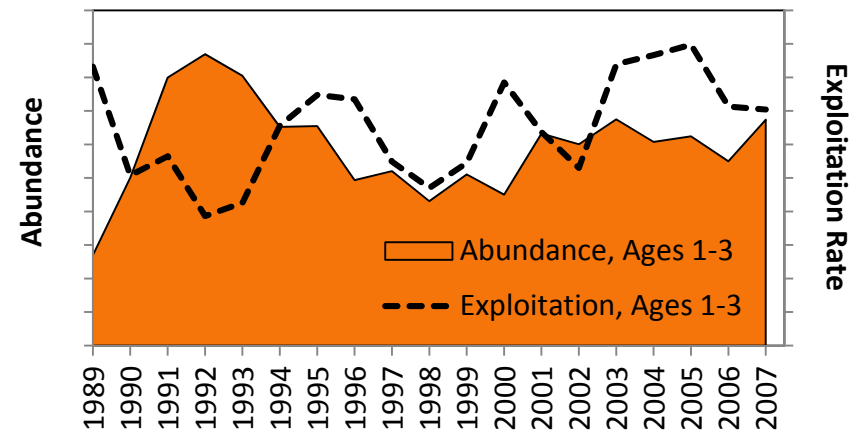
Fishery specifications are set annually and primarily consist of seasonal closures, gear restrictions, and catch controls.

Overview of Stock Status Red Drum, *Sciaenops ocellatus*

Estimates of Abundance & Exploitation for the Northern Stock Component, Ages 1 - 3



Trends in Abundance & Exploitation for the Southern Stock Component, Ages 1 - 3 (Source: SEDAR 18, 2009)



Management Considerations

Condition: Overfishing is likely not occurring

FMP Stock Rebuilding Goals: Fishing Mortality Threshold = F at 30% static spawning potential ratio (SPR) Fishing Mortality Target = F at 40% static SPR

FMP Rebuilding Schedule: None

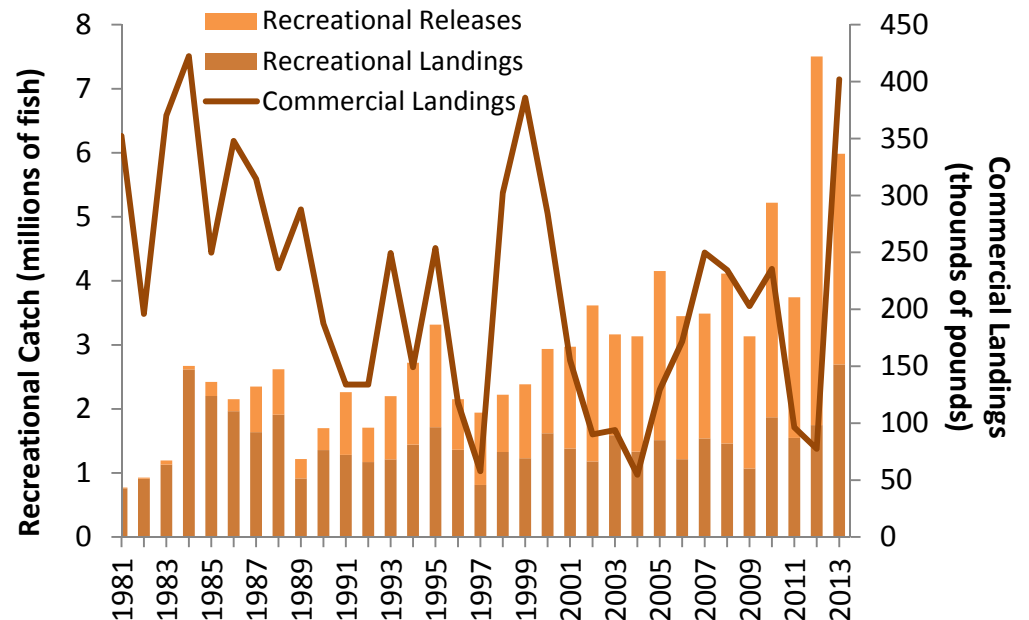
FMP Status: Amendment 2 approved June 2002 and implemented January 2003

Primary Management Measures:

All states have implemented recreational bag and size limits to attain the management goal of 40% SPR, and a maximum size limit of 27 inches total length or less for all red drum fisheries. All states must also maintain current or more restrictive commercial fishery regulations for red drum.

Red Drum Recreational Catch and Commercial Landings

Source: Personal communication NMFS Fisheries Statistics Division, 2014

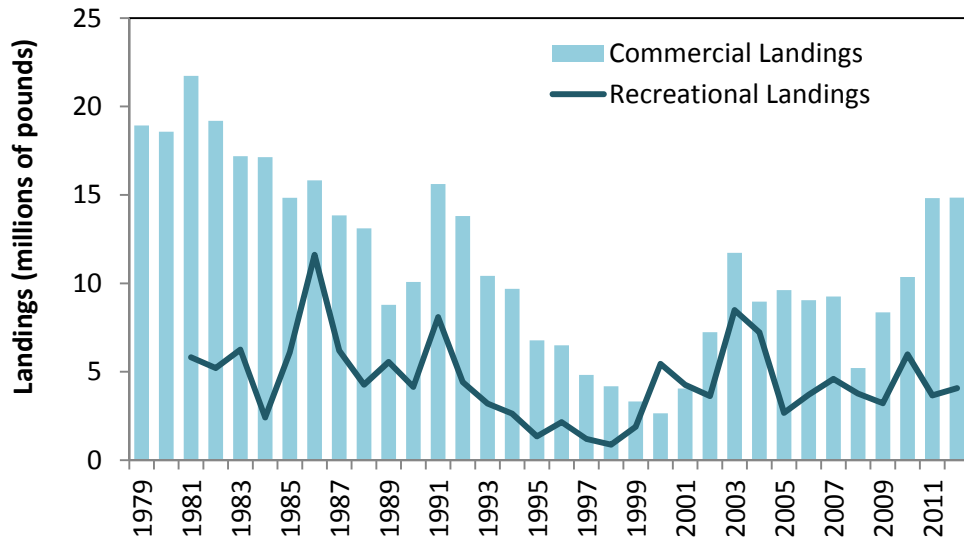


Timeline of Management Actions: FMP (1984); Amendment 1 (1991); and Amendment 2 (2002); Addendum I (2013)

Overview of Stock Status Scup, *Stenotomus chrysops*

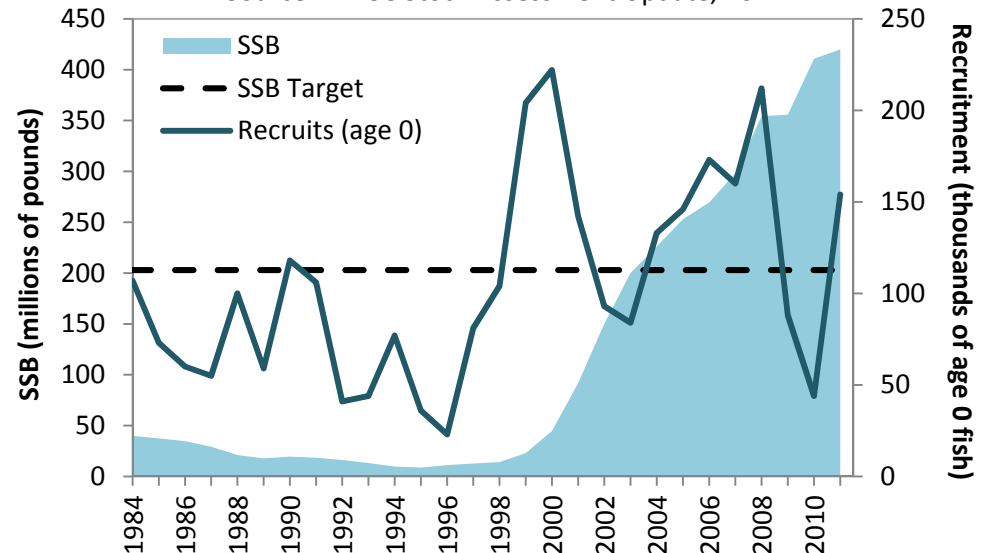
Commercial and Recreational Scup Landings

Sources: NMFS Statistics Division and ACCSP, 2013



Scup Spawning Stock Biomass (SSB) and Recruitment

Source: NEFSC Stock Assessment Update, 2012



Timeline of Management Actions: FMP (1996); Amendment 13 (2002); Addendum IX (2003); Addenda XI & XIII (2004); Addendum XVI (2005); Amendment 14 (2007); Addendum XX (2009)

Management Considerations:

Condition: Rebuilt; overfishing not occurring. Current F is 0.040 and SSB is 410 million pounds

FMP Stock Rebuilding Goals:

SSB target = $SSB_{40\%}$ = 202.92 million pounds

F target = $F_{40\%}$ = 0.177

FMP Status:

Joint management with Mid-Atlantic Fishery Management Council (MAFMC). Amendment 13 approved in 2002. Addendum XIII (multi-year TALs) was approved in August 2004. In 2007, Amendment 14 set a rebuilding plan for scup.

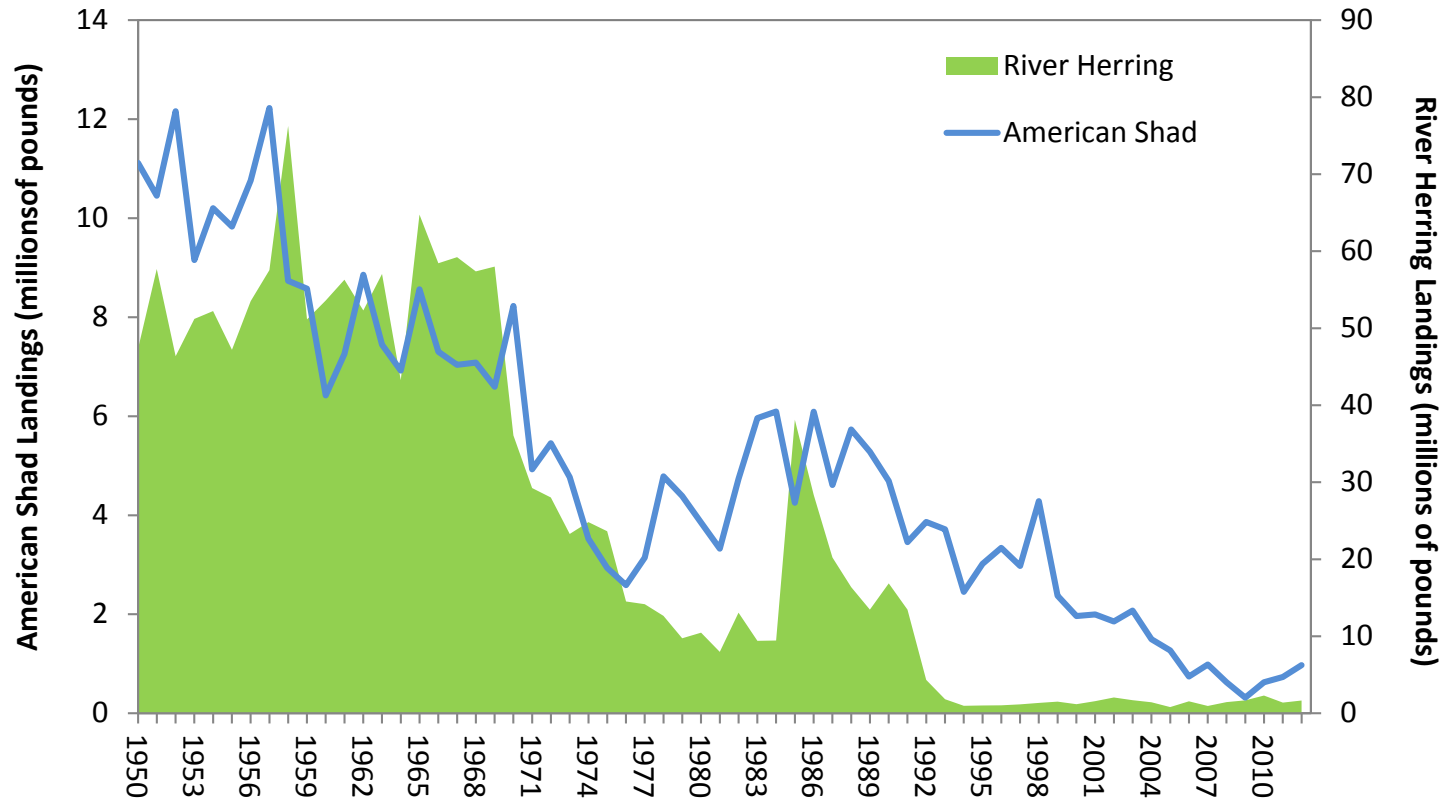
Primary Management Measures:

Total annual quotas are divided between the recreational fishery (22%) and the commercial fishery (78%). Recreational fishery management measures are developed annually and include a combination of minimum size limits, bag limits and fishing seasons. A coastwide quota regulates the winter period (November-April), while state-by-state quotas regulate the summer period (May-October). Specific management measures for the commercial fishery include minimum size limits, minimum mesh requirements for trawls and closed seasons.

Overview of Stock Status Shad & River Herring

American Shad & River Herring Commercial Landings

Source: Personal communication from NMFS Fisheries Statistics Division,
Silver Spring, MD, 2013



Management Considerations:

Condition: Depleted on a coastwide basis, overfishing status unknown

FMP Stock Rebuilding Goals: Protect, enhance, and restore East Coast migratory spawning stocks of American shad, hickory shad, and river herring in order to achieve stock restoration and maintain sustainable levels of spawning stock biomass.

FMP Rebuilding Schedule: None.

FMP Status: Amendments 2 (River Herring Management) & 3 (American Shad Management) establish 2012 and 2013 moratorium unless sustainability can be documented.

Primary Management Measures:

Shad - Amendment 3 establishes 2013 moratorium unless sustainability can be documented. Commercial ocean-intercept fishery for American shad is closed. Limited ocean bycatch of American shad is permitted. All jurisdictions shall not exceed an aggregate 10 fish daily creel limit in the recreational fisheries for hickory shad. River Herring – Amendment 2 establishes 2012 moratorium unless sustainability can be documented.

Overview of Stock Status Shad & River Herring

Trends in Stock Status of American Shad Populations from the 2007 and 1998

Benchmark Assessments. A “?” indicates either insufficient data or various data analyses gave conflicting indications of trend.

Source: ASMFC American Shad Stock Assessment Report, 2007

State	River	2005 Status Trend	1998 Status Trend
ME	Merrymeeting Bay	Declining	
	Kennebec		
	Androscoggin		
	Saco		
NH	Exeter	Declining	
MA	Merrimack	Stable	Stable
RI	Pawcatuck	Declining	Stable
CT & MA	Connecticut	Stable	Stable
NY	Hudson	Declining	Declining
NY, PA, NJ, DE	Delaware River & Bay	Stable	Stable
MD	Nanticoke	Stable	Increasing
PA & MD	Susquehanna River & Flats	Declining	
MD, DC, VA	Potomac	Increasing	
VA	York	Increasing	Declining
	James	Declining	Stable
	Rappahannock	Stable	Stable
NC	Albemarle Sound	Stable	
	Roanoke	Stable	
	Tar-Pamlico	?	
	Neuse	?	
	Cape Fear	?	
SC	Winyah Bay	Stable	
	Waccamaw	?	
	Great Pee Dee	?	
	Santee	?	Increasing
	Cooper	Stable	
	Combahee	?	
	Edisto	Declining	Stable
SC & GA	Savannah	Stable	
GA	Altamaha (+ Ocmulgee)	Declining	Increasing
	Ogeechee		
FL	St. Johns	Stable	

Status of Select Alewife and Blueback Herring Stocks

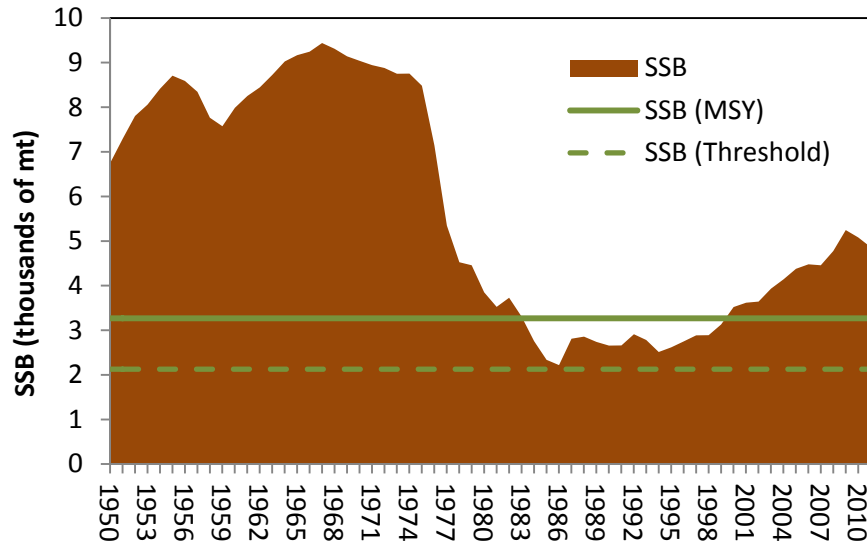
along the Atlantic coast. Status relative to historic levels is pre-1970. Recent trends reflect last ten years of data. A = Alewife only; B= Blueback herring only; A,B = Alewife and blueback herring by species. Source: ASMFC River Herring Benchmark Stock Assessment Report, 2012.

State	River**	Status Relative to Historic Levels / Recent Trends*
ME	Damariscotta	Depleted ^A , Stable ^A
	Union	Increasing ^A , Stable ^A
NH	Cocheco	Unknown ^{A,B} , Stable ^{A,B}
	Exeter	Depleted ^A , Increasing ^A
	Lamprey	Depleted ^A , Unknown ^A
	Oyster	Depleted ^B , Stable ^B
	Taylor	Depleted ^B , Decreasing ^B
	Winnicut	Depleted ^{A,B} , Unknown ^{A,B}
MA	Mattapoissett	Depleted ^A , Unknown ^A
	Monument	Depleted ^A , Unknown ^A
	Parker	Depleted ^A , Unknown ^A
	Stony Brook	Depleted ^A , Unknown ^A
RI	Buckeye	Depleted ^A , Unknown ^A
	Gilbert	Depleted ^A , Decreasing ^A
	Nonquit	Depleted ^A , Decreasing ^A
CT	Connecticut	Depleted ^B , Decreasing ^B
NY	Hudson	Depleted ^{A,B} , Stable ^{A,B}
MD, DE	Nanticoke	Depleted ^{A,B} , Decreasing ^{A,B}
VA, MD, DC	Potomac	Depleted ^{A,B} , Unknown ^{A,B}
NC	Chowan	Depleted ^{A,B} , Stable ^{A,B}
SC	Santee-Cooper	Depleted ^B , Increasing ^B

Overview of Stock Status Spanish Mackerel, *Scomberomorus maculatus*

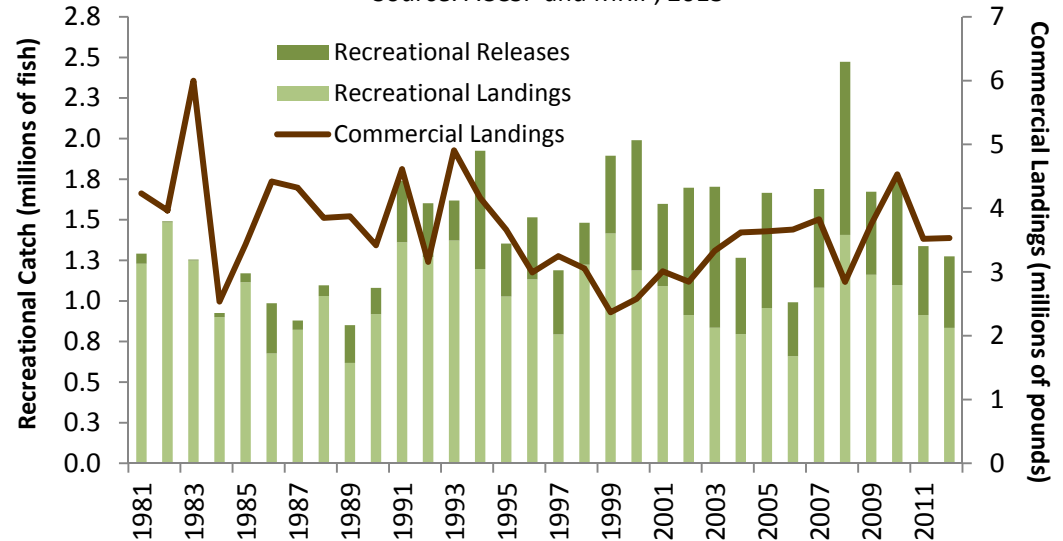
Spanish Mackerel Spawning Stock Biomass (SSB)

Source: SouthEast Data, Assessment, and Review, 2012



Spanish Mackerel Commercial Landings and Recreational Catch (Landings and Alive Releases)

Source: ACCSP and MRIP, 2013



Timeline of Management Actions: FMP (1990); Omnibus Amendment (2011); Addendum I (2013)

Management Considerations:

Condition: Rebuilt; Not overfished and overfishing is not occurring

FMP Stock Rebuilding Goals: Biomass threshold = $(1-M) \cdot B_{MSY}$

Fishing mortality threshold = $F_{30\%SPR}$

FMP Status:

Complementary management with the South Atlantic Fishery Management Council. Interstate Fishery Management Plan (FMP) approved in 1990. The Omnibus Amendment to the Interstate FMPs for Spanish Mackerel, Spot, and Spotted Seatrout, approved in August 2011, updates the Spanish Mackerel FMP with compliance measures and Commission standards, as well as modifies the Commission's management program so that it is consistent with federal management in the exclusive economic zone. The plan also provides mechanisms to review and track federal management changes. The South Atlantic Board passed Addendum I (modifying minimum size for select gear types and seasons) to the Omnibus Amendment for Spanish Mackerel, Spot, and Spotted Seatrout in August 2013.

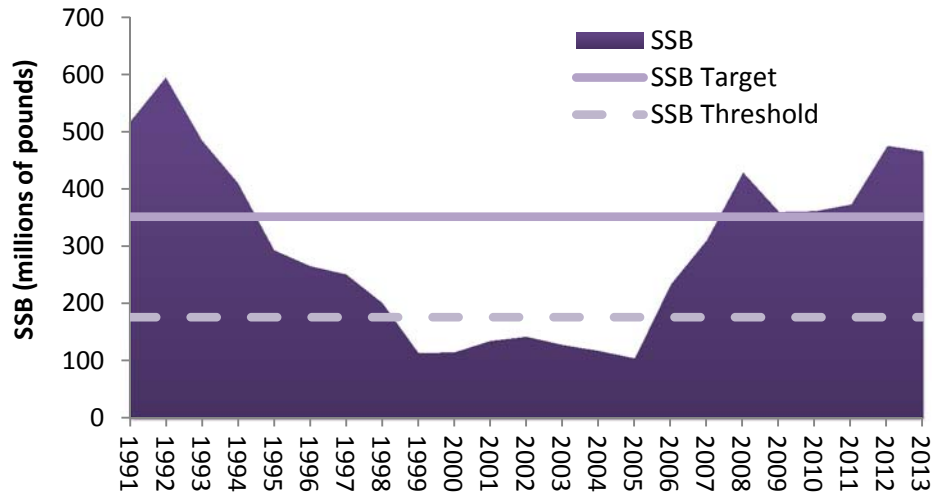
Primary Management Measures:

The annual catch limit (ACL) was set at 5.29 million pounds in the most recent Amendment 18 to the Federal FMP. The ACL is allocated on a 55/45 basis between the commercial and recreational fisheries. The commercial fishery is controlled mainly through an annual quota and trip limits, while the recreational fishery is primarily managed through a maximum bag limit of 15 fish and at least a minimum size limit of 12" fork length (between NY and FL and consistent with federal measures) or 14 inches total length. In addition, both Amendment 18 and the Omnibus Amendment include accountability measures for payback of overages if the total ACL is exceeded and the stock is overfished.

Overview of Stock Status Spiny Dogfish, *Squalus acanthias*

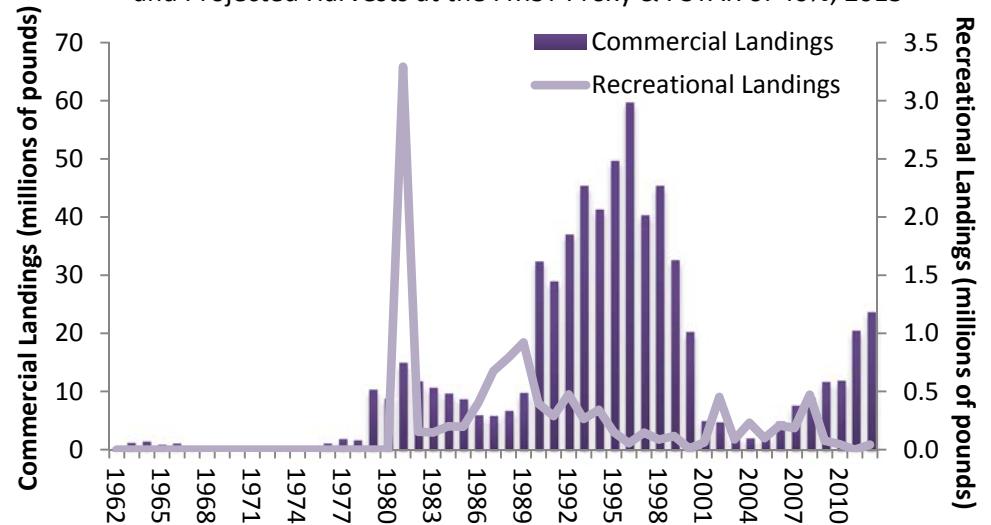
Spiny Dogfish Spawning Stock Biomass (SSB) (>=80 cm)

Source: NEFSC Update on the Status of Spiny Dogfish in 2013 and Projected Harvests at the F_{MSY} Proxy & P_{STAR} of 40%, 2013



Spiny Dogfish Landings

Source: NEFSC Update on the Status of Spiny Dogfish in 2013 and Projected Harvests at the F_{MSY} Proxy & P_{STAR} of 40%, 2013



Timeline of Management Actions: Emergency Action (2000); FMP (2003); Addendum I (2005); Addendum II (2008); Addendum III (2011), Addendum IV (2012)

Considerations

Condition: Rebuilt; not overfished/overfishing not occurring

FMP Reference Points:

Female SSB threshold (1/2 SSB max) = 79,644 mt (175 million pounds)
 Female SSB target (100% SSB max) = 159,288 mt (351 million pounds)

Fishing Mortality Threshold ($F_{threshold}$) = 0.325
 Fishing Mortality Target (F_{MSY}) = 0.207

Stock Rebuilding 2002 - 2008:

Spiny dogfish were determined to be rebuilt in 2008 when spawning stock biomass (SSB) exceeded the target for the first time since ASMFC management began in 2002. SSB, estimated to be 211,372 mt (466 million pounds), exceeded the target biomass for the fifth year in a row in 2012. The Northeast Fisheries Science Center's (NEFSC) Update on the Status of Spiny Dogfish in 2013 and Projected Harvests at the F_{MSY} Proxy and P_{STAR} of 40% predicts SSB to remain above the target and then decline because of poor recruitment from 1997 – 2003.

FMP Status:

The 2002 FMP established the annual quota and possession limit system; Addendum I (2005) allowed the Board to set multi-year specifications; Addendum II (2008) established regional allocation of the annual quota with 58% to states from ME – CT; Addendum III established state shares for New York – North Carolina; Addendum IV (2012) aligned the fishing mortality threshold definition with the federal plan. Board will consider final approval of Addendum V in October 2014, which proposes requiring fins remain naturally attached to spiny dogfish through landing in order to ensure consistency with the Shark Conservation Act.

Primary Management Measures:

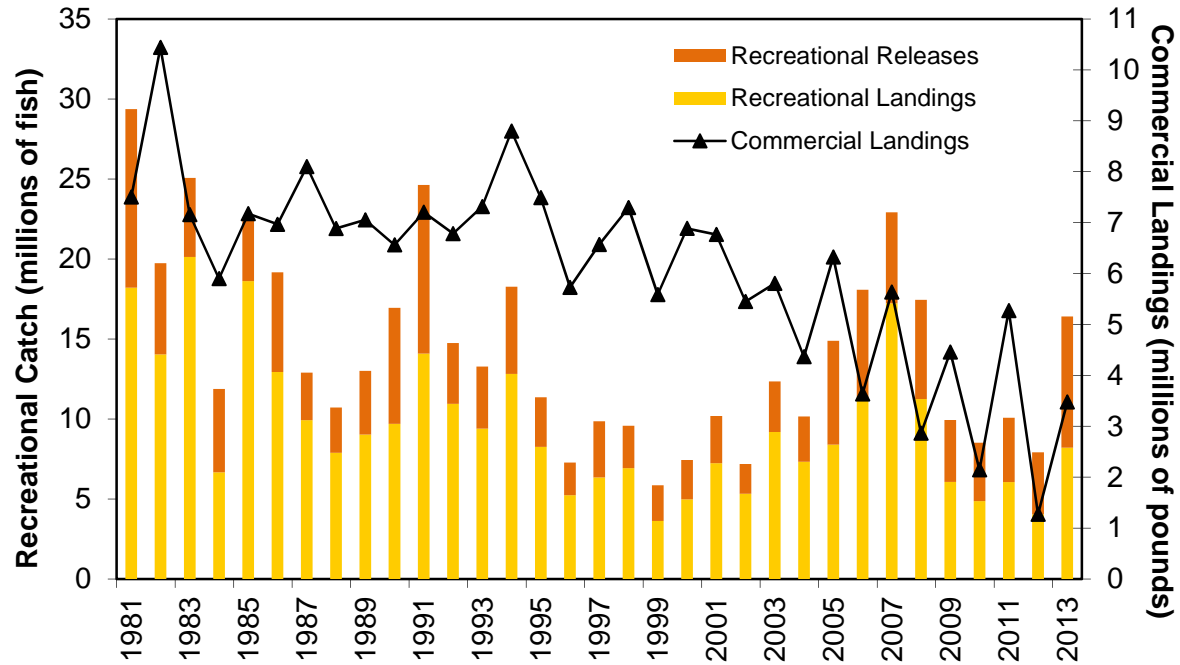
Spiny dogfish is managed under an annual quota with possession limits for the commercial fishery only. The ASMFC Spiny Dogfish & Coastal Sharks Board approved a 49.37 million pound quota with a maximum possession limit of 4,000 pounds for the 2014/2015 fishing year (May 1 – April 30).

Updated October 2014

Overview of Stock Status Spot, *Leiostomus xanthurus*

Spot Recreational Catch & Commercial Landings

Source: NMFS Fisheries Statistics Division, 2014



Timeline of Management Actions: FMP (1987); Omnibus Amendment (2011); Addendum I (2014)

Management Considerations

Condition: Unknown; benchmark assessment scheduled for 2016.

FMP Stock Rebuilding Goals: None

FMP Rebuilding Schedule: None

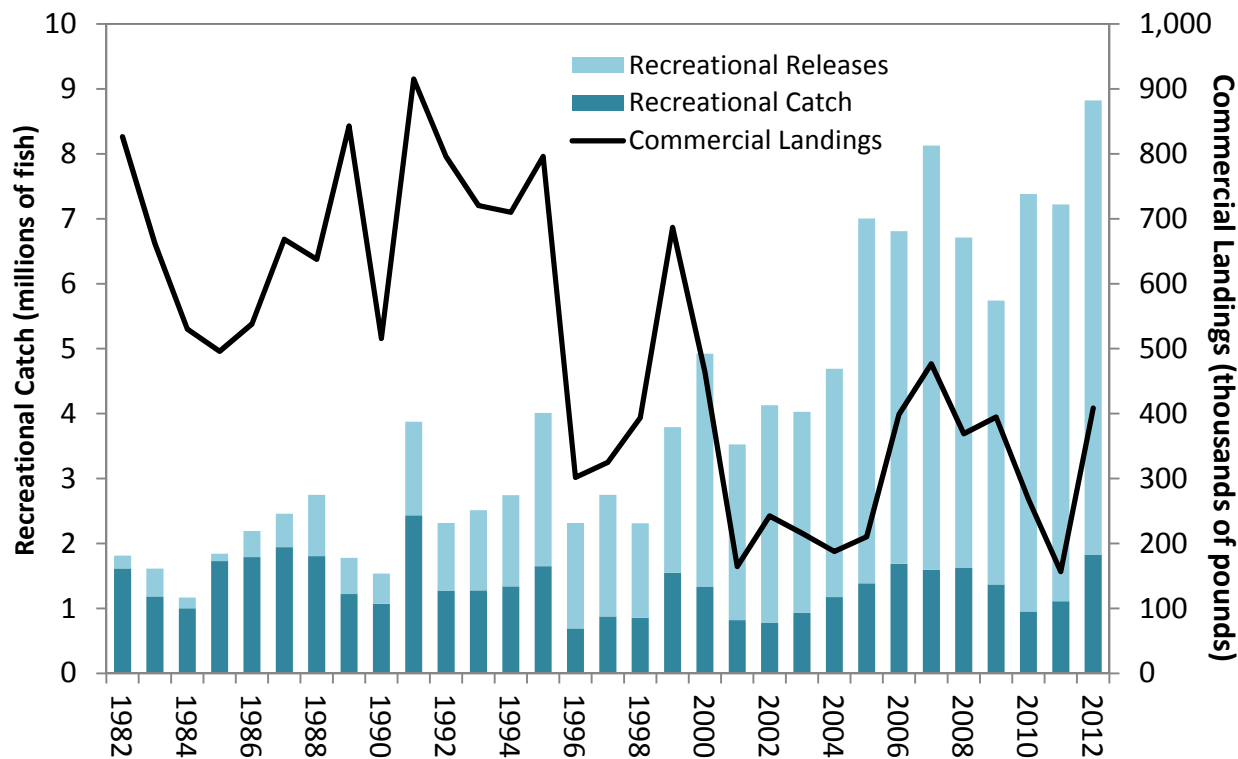
FMP Status: FMP approved in 1987. The Omnibus Amendment to the Interstate Fishery Management Plans (FMPs) for Spanish Mackerel, Spot, and Spotted Seatrout, approved in August 2011, updates the Spot FMP with compliance measures and Commission standards that were developed in response to the Atlantic Coastal Fisheries Cooperative Management Act (e.g., adaptive management, *de minimis* criteria).

Primary Management Measures: Addendum I established traffic light approach to assess stock trends and initiate management response.

Overview of Stock Status Spotted Seatrout, *Cynoscion nebulosus*

Spotted Seatrout Recreational Catch & Commercial Landings

Source: NMFS Fisheries, 2013



Timeline of Management Actions: FMP (1985); Amendment 1 (1991); Omnibus Amendment (2011)

coastwide minimum size of 12 inches total length and comparable mesh size requirements. The Omnibus Amendment retained the goal of a 20% SPR. Florida's Spotted Seatrout FMP has a goal of 35% SPR, while North Carolina, South Carolina, and Georgia have adopted the ASMFC's recommended goal of 20% SPR.

Management Considerations

Condition: Unknown

FMP Stock Rebuilding Goals: maintaining Spawning Potential Ratio (SPR) of at least 20%

FMP Rebuilding Schedule: None

FMP Status: FMP approved in 1984; Amendment I approved in 1991. The Omnibus Amendment to the Interstate Fishery Management Plans (FMPs) for Spanish Mackerel, Spot, and Spotted Seatrout, approved in August 2011, updates the Spotted Seatrout FMP with compliance measures and Commission standards that were developed in response to the Atlantic Coastal Fisheries Cooperative Management Act (e.g., adaptive management, *de minimis* criteria).

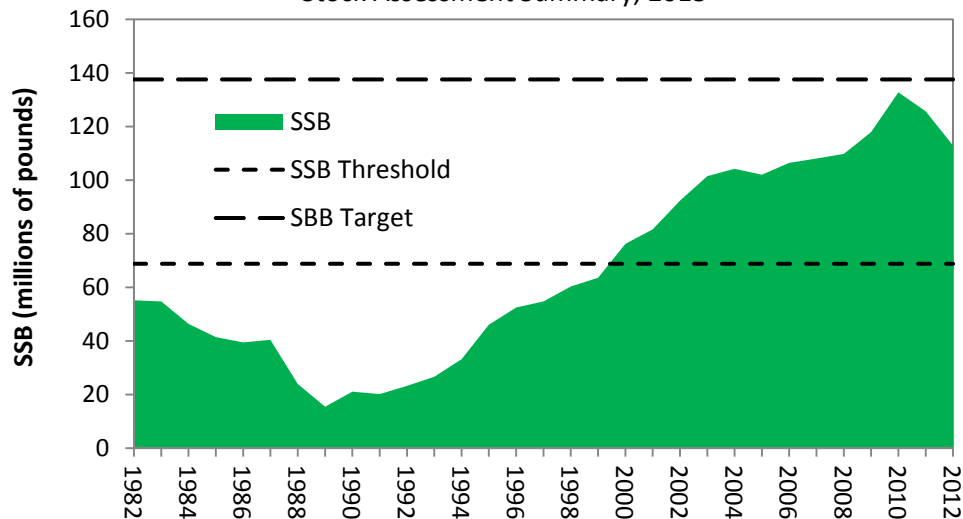
Primary Management Measures:

Coastwide management measures, adopted in the Omnibus Amendment and implemented in July 2012, include a

Overview of Stock Status Summer Flounder, *Paralichthys dentatus*

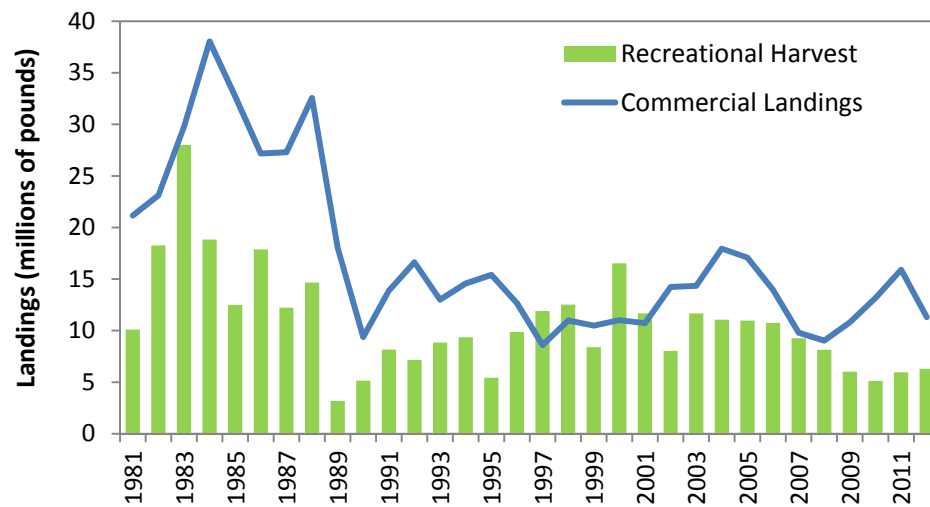
Summer Flounder Spawning Stock Biomass (SSB)

Source: Northeast Fisheries Science Center
Stock Assessment Summary, 2013



Summer Flounder Commercial Landings & Recreational Harvest

Source: Personal communication NMFS Fisheries Statistics Division,
Silver Spring, MD, 2013



Timeline of Management Actions: FMP ('88); Amendment 1 ('91); Amendments 2-5 ('93); Amendment 6 ('94); Amendment 7 ('95); Amendment 8 & 9 ('96); Amendment 10 ('97); Amendment 11 ('98); Amendment 12 ('99); Amendment 13 ('03); Addenda VIII & XV ('04); Addenda XVI & XVII ('05); Addendum XVIII ('06); Addendum XIX ('07); Addendum XXV (2014)

Management Considerations:

Condition: Rebuilt; overfishing not occurring. Current fishing mortality is $F=0.285$ and SSB is equal to 112.9 million pounds (2012)

FMP Stock Rebuilding Goals:

SSB Target = 137.555 million pounds Fishing Mortality Threshold = 0.309

SSB Threshold = 68.8 million pounds

FMP Rebuilding Schedule: Rebuilt in 2010

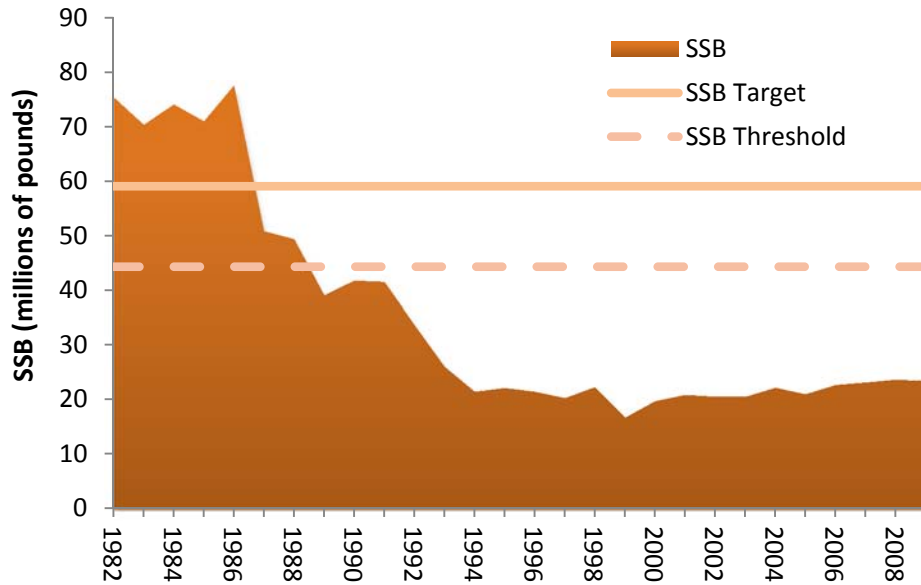
FMP Status: Joint management with Mid-Atlantic Fishery Management Council. Amendment 12 approved in 1998. Addendum XIII (multi-year TALs) was approved in August 2004. Addendum XVII (August 2005) provides additional management strategies in setting recreational regulations. Addendum XVIII (February 2006) allows states to voluntarily maintain their 2005 recreational management measures in order to transfer savings to states facing severe reductions. In March 2014, in accordance with Addendum XXV, the Board approved regional management measures for the 2014 summer flounder fishery. The Board and MAFMC have initiated the development of a Comprehensive Summer Flounder Amendment to reconsider all aspects of summer flounder management. The scoping document is currently out for public comment through the end of October.

Primary Management Measures: Annual total allowable landings (TAL) divided into a state-by-state commercial quota (60% of TAL) and recreational harvest limit (40% of TAL). Coastwide commercial management measures include minimum fish and mesh sizes. Recreational bag/size limits and seasons are determined on a state-by-state basis using conservation equivalency.

Overview of Stock Status *Tautog, Tautoga onitis*

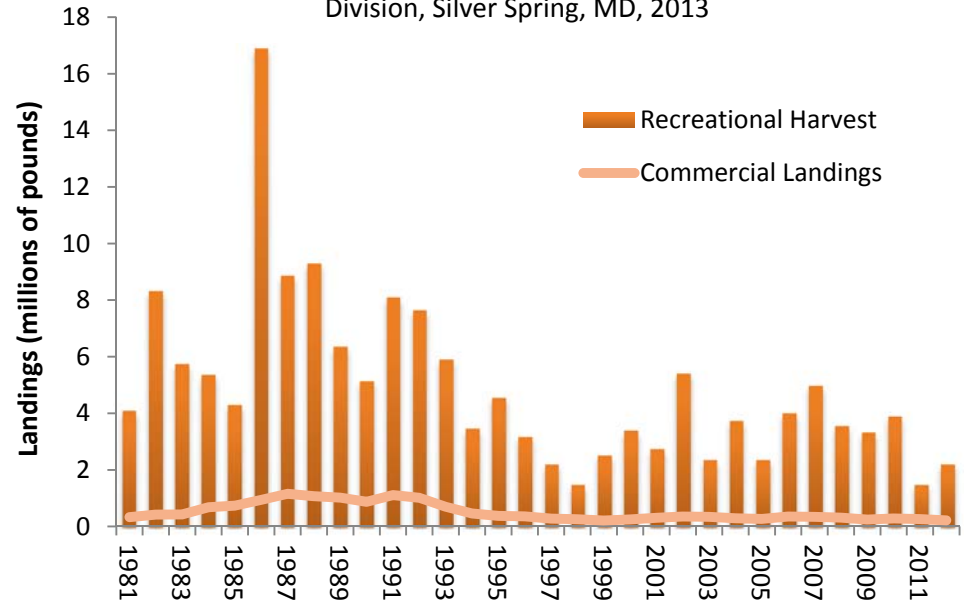
Tautog Spawning Stock Biomass (SSB)

Source: ASMFC Tautog Stock Assessment Update, 2012



Tautog Recreational Harvest and Commerical Landings

Source: Personal communication NMFS Fisheries Statistics Division, Silver Spring, MD, 2013



Timeline of Management Actions: FMP ('86); Addendum I ('97); Addendum II ('99); Addendum III ('02); Addenda IV & V ('07); Addendum VI ('11)

Management Considerations:

Condition: Overfished and overfishing is occurring (based on 2011 assessment update and previous F_{target} of 0.20 (coastwide $F = 0.26$)). Benchmark assessment scheduled for 2014.

FMP Stock Rebuilding Goals:

SSB threshold (75% target) = 20,100 mt (44.3 million pounds)

Fishing Mortality Target $F_{\text{target}} = 0.15$

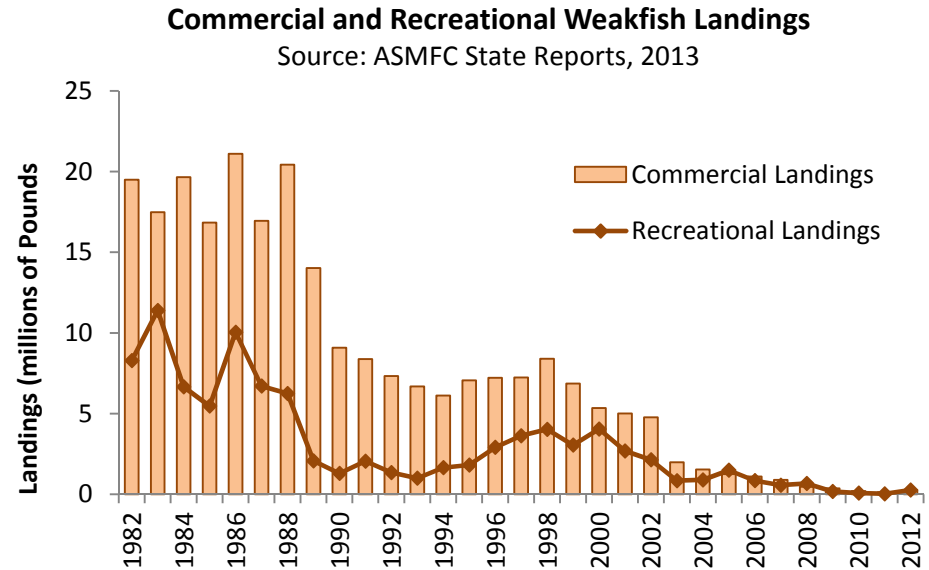
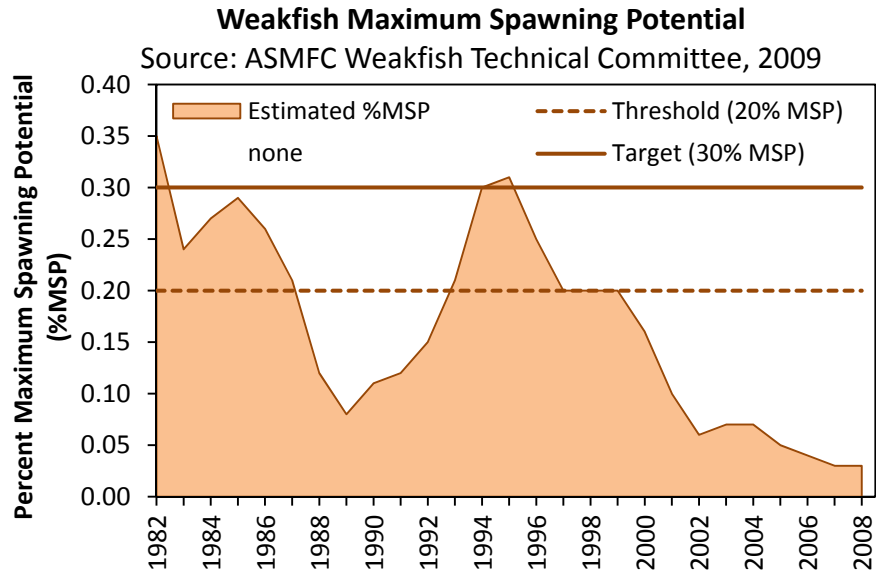
SSB target = 26,800 mt (59.1 million pounds)

FMP Status: Addendum VI established a new $F_{\text{target}} = 0.15$ for 2012 and beyond. All states in the management unit must implement measures to achieve $F = 0.15$ by January 1, 2012, which is estimated to be a 39% reduction relative to the 2008-2009 average total harvest. The Board reduced the target F in response to the 2011 assessment update findings. SSB has remained at low levels for the last decade and continued to be overfished and experiencing overfishing; therefore, the TC recommendations that $F = 0.15$ or lower is necessary to rebuild the stock. The tautog benchmark stock assessment will be peer reviewed in 2014.

Primary Management Measures:

Tautog is managed as a single coastwide stock. The FMP requires a fishing mortality rate of 0.15 to be controlled by recreational and commercial possession limits, size limits (a 14-inch minimum is required by the FMP), and seasonal closures.

Overview of Stock Status Weakfish, *Cynoscion regalis*



Timeline of Management Actions: FMP (1985); Amendment 1 (1991); Amendment 2 (1995); Amendment 3 (1996); Amendment 4 (2002); Addendum I (2005); Addenda II & III (2007); Addendum IV (2009)

Management Considerations:

Condition: depleted, overfishing not occurring

FMP Stock Control Rules:

Spawning Stock Biomass Threshold = 20% Maximum Spawning Potential (MSP; i.e., SSB that is 20% of an unfished stock)

Spawning Stock Biomass Target = 30% MSP (i.e., SSB that is 30% of an unfished stock)

Next benchmark assessment scheduled for 2015.

FMP Rebuilding Schedule: 6-year rebuilding period if SSB falls below the threshold level in any given year.

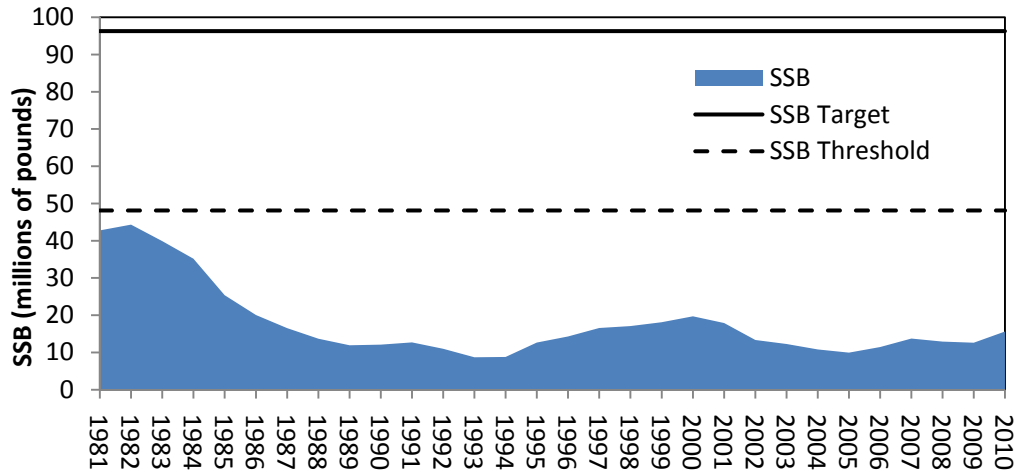
FMP Status: Amendment 4, implemented in 2003, established overfishing and overfished definitions, provided alternative recreational fish size and creel limit options, and increased the commercial bycatch limit. Addendum I (2005) replaced Amendment 4's biological sampling program. Addendum II (2007) implemented several management measures (i.e., reduced creel and bycatch limits, landings triggers) to control expansion of the fishery in the event that stock status improved. Addendum III altered the bycatch reduction device certification requirements for consistency with the South Atlantic Fishery Management Council's Shrimp FMP. Addendum IV (2009) responded to the most recent stock assessment, and implemented a one fish recreational creel limit, 100 pound commercial trip limit, 100 pound commercial bycatch limit, and 100 undersized fish allowance for finfish trawls. The addendum maintained all previously implemented weakfish management measures, and also removed the fishing mortality reference points and implemented percentage-based spawning stock biomass reference points. States had until May 1, 2010 to implement Addendum IV.

Primary Management Measures: The commercial fishery is controlled through minimum size limit, trip limit, closed season, closed area, mesh size, bycatch limit, and bycatch reduction device requirements. The recreational fishery is managed through bag limit and minimum size limit requirements.

Overview of Stock Status Winter Flounder, *Pseudopleuronectes americanus*

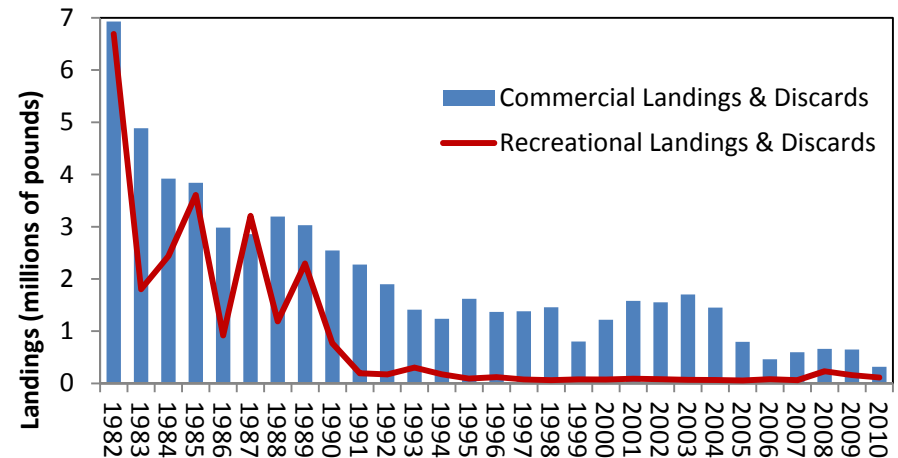
Winter Flounder, SNE/MA Spawning Stock Biomass (SSB)

Source: NMFS 52nd Northeast Regional Assessment Workshop, 2011



Winter Flounder Gulf of Maine Landings and Discards

Source: NMFS 52nd Northeast Regional Assessment Workshop, 2011



Timeline of Management Actions: FMP & Addendum I (1992); Addendum II (1998); Amendment 1 (2005); Addendum I (2009); Addendum II (2012); Addendum III (2013)

SOUTHERN NEW ENGLAND/MID-ATLANTIC STOCK

Management Considerations:

Condition: Overfished and overfishing is not occurring. Stock is at 16% of target SSB.

FMP Stock Rebuilding Goals:

F Target (75%FMSY) = 0.217 SSB Target (BMSY) = 96.2 mil.lbs (43,661 mt)

F Threshold (FMSY) = 0.29 SSB Threshold (½SSBMSY) = 48.1 mil.lbs (21,831 mt)

GULF OF MAINE STOCK

Management Considerations:

Condition: Overfished status is unknown and overfishing is not occurring*

FMP Stock Rebuilding Goals:

* The SAW/SARC GOM analytical assessment model was not accepted, BMSY and FMSY are unknown, and consequently the F and SSB targets could not be generated. A proxy F Threshold was derived from a length-based yield per recruit analysis. The overfishing status is based on the ratio of 2010 catch to survey based swept area estimate of biomass exceeding 30 cm in length.

FMP Status:

Amendment 1 (2005); Addendum I (2009); Addendum II (2012); Addendum III (2013)

Primary Management Measures:

Winter flounder are managed as two separate stocks in state waters; Southern New England/Mid-Atlantic (SNE/MA) and Gulf of Maine (GOM). Commercial and recreational specifications are set annually for GOM & SNE/MA fisheries. For the GOM, Addendum I establishes a 250 pound possession limit for non-federally permitted commercial fishermen (estimated 31% reduction in harvest). Recreational measures include possession limits and seasons. For the SNE/MA, the Addendum establishes a two fish recreational bag limit with current size limits and seasons maintained and a 50 pound possession limit for non-federally permitted commercial fishermen. Due to stock condition, the Board set these measures to discourage directed fishing while allowing fishermen to retain their bycatch. Addendum II (2012) modifies the commercial and recreational management requirements for the Gulf of Maine (GOM) stock, increasing the commercial trip limit to 500 pounds per trip and expanding the recreational season to year round. These measures apply only to GOM state waters' fisheries until June 1, 2013.