


*Working towards healthy, self-sustaining populations  
for all Atlantic coast fish species or successful  
restoration well in progress by 2015*

## **Draft Addendum III**

American Eel Management Board  
February 2013






# Statement of Problem

- American eel benchmark stock assessment found that the coastwide stock has declined in recent decades and the stock was declared depleted.
- No overfishing determination could be made.





---

# Goal

---

- In August the American eel Management Board initiated the development of this Addendum.
- The goal of the Addendum is to further eel conservation and reduce mortality throughout all life stages.





---

# Draft Addendum III

---

- **Habitat Recommendations**
- **Monitoring Requirements**
- **Commercial Management Measures**
- **Recreational Management Measures**





---

# Habitat Recommendations

---

- Focus efforts on understanding habitat requirements for American eels, engage the relevant regulatory agencies to increase or improve upstream /downstream eel passage, and encouraging habitat restoration






# Habitat Recommendations

- Development of quantifiable eel habitat enhancement goals through the creation of a coastwide eel habitat GIS database for the prioritization of habitat enhancement programs
- Develop materials to support states in petitioning FERC for fish passage provisions in hydropower licensing and relicensing
- Assess non-FERC impoundments for eel passage recs
- Develop a timeline/target for amount of habitat to open up through creation of fish passage or dam removal, where feasible and/or amount of habitat to enhance
- Assess other potential impacts caused by water supply and withdrawal, water diversions, and agricultural use






---

# Draft Addendum III

---

- Habitat Recommendations
- **Monitoring Requirements**
- Commercial Management Measures
- Recreational Management Measures





---


# Monitoring Program

---

- **Fisheries Independent Annual Surveys**
  - YOY, Yellow, and Silver Eels (Table 1)
  - Multiple Life Stage








# Monitoring Program

- **Fisheries Dependent Surveys**
  - mandatory reporting of catch and effort, of the commercial eel fishery (except for *de minimis* states)
  - recommended to implement strategies within their reporting system to recover data on eels harvested for personal use.
- Recommendation Marine Agencies work with Inland counterparts to standardize reporting of effort on inland waters eel populations.






---

# Draft Addendum III

---

- **Habitat Recommendations**
- **Monitoring Requirements**
- **Commercial Management Measures**
- **Recreational Management Measures**






# Draft Commercial Management Options

- **Glass Eel Fisheries Measures**
  - **Option 1: Status Quo**
  - **Option 2: Closure**
    - Immediate
    - Delayed (5 years or other timeframe specified)
  - **Option 3: Quota**
    - Historical Average (1998 – 2011)
    - Harvest Reductions (25% and 50%)
  - **Option 4: Dealer Restrictions**






# Draft Commercial Management Options


- **Yellow Eel Fisheries Measures**
  - **Option 1: Status Quo**
  - **Option 2: Increase Minimum Size (8-12”)**
  - **Option 3: Gear Restrictions**
  - **Option 4: Coastwide Quota (Table 8)**
    - Historical Average (1980-2011)
    - Historical Average (1990-2011)
    - Harvest Restrictions (20%, 30%, 40%, or 50%)
  - **Option 5: Dealer Reporting Requirements**





	1980 - 2011					1990 - 2011				
	Average	20%	30%	40%	50%	Average	20%	30%	40%	50%
Maine	29,754	23,803	20,828	17,852	14,877	25,848	20,678	18,093	15,509	12,924
New Hampshire	2,000	2,000	2,000	2,000	2,000	2,000	2,000	2,000	2,000	2,000
Massachusetts	34,556	27,645	24,189	20,733	17,278	7,951	6,361	5,566	4,771	3,975
Rhode Island	55,563	44,451	38,894	33,338	27,782	55,563	44,451	38,894	33,338	27,782
Connecticut	9,791	7,833	6,854	5,875	4,896	5,944	4,755	4,161	3,566	2,972
New York	57,078	45,663	39,955	34,247	28,539	12,546	10,037	8,782	7,527	6,273
New Jersey	169,512	135,609	118,658	101,707	84,756	133,590	106,872	93,513	80,154	66,795
Delaware	130,274	104,219	91,192	78,164	65,137	132,100	105,680	92,470	79,260	66,050
Maryland	275,161	220,128	192,612	165,096	137,580	303,579	242,863	212,505	182,147	151,790
PRFC	208,982	167,186	146,287	125,389	104,491	155,912	124,729	109,138	93,547	77,956
Virginia	279,452	223,562	195,616	167,671	139,726	206,553	165,242	144,587	123,932	103,276
North Carolina	178,796	143,037	125,157	107,277	89,398	83,579	66,863	58,506	50,148	41,790
South Carolina	2,000	2,000	2,000	2,000	2,000	2,000	2,000	2,000	2,000	2,000
Georgia	8,743	6,994	6,120	5,246	4,372	2,000	2,000	2,000	2,000	2,000
Florida	25,348	20,278	17,744	15,209	12,674	13,926	11,141	9,749	8,356	6,963
Total	1,467,009	1,174,408	1,028,107	881,806	735,505	1,056,374	915,673	801,964	688,255	574,546






---

# Draft Commercial Management Options

---

- **Silver Eel Fisheries Measures**
  - Option 1: Status Quo
  - Option 2: Gear Restrictions






---

# Draft Recreational Management Options

---

- **Option 1: Status Quo**
- **Option 2: Reduce recreational bag limits**





# Timeline


*September 2012  
– January 2013*

**Draft Addendum for Public Comment Developed**



*February 2013*

**Board Reviews Draft and Makes any necessary changes; Approves for public comment**



**Current step in the Addendum Development Process**



*March – April  
2013*

**Public Comment Period**




*May 2013*

**Management Board Review, Selection of Management Measures and Final Approval**







---

# AP Comment

---

- One comment submitted.
- Recommended measures forwarded for public comment included:
  - the moratorium for glass eel harvest
  - 50% reduction under the yellow eel commercial measures
- Noted that a 50% reduction in yellow eel harvest allows fisherman /bait dealers a possession limit far greater than needed to supply striped bass fishery with preferred natural bait.

