



Draft Addendum IV to Amendment 6 of the Atlantic Striped Bass Fishery Management Plan

ASMFC Winter Meeting
February 4, 2014

Overview



- Benchmark Stock Assessment Results presented in October 2013
- Board initiated two addenda
- Draft Addendum IV – Change to F reference points (including stock specific ref points for CB AS/RR)
- Draft Addendum V – Management options to reduce F to a level at or below the target

Timeline



- Feb: Board Review and approve Draft Addendum for Public Comment
- Feb-April: Public Comment Period
- May: Board Review and Final Approval
- Implementation of Addendum IV upon Approval

Purpose



- Mismatch between F and SSB reference points
- F are based on achieving MSY
- SSB are based on the historical level of SSB in 1995 when stock declared recovered
- Benchmark stock assessment recommended new F reference points set to stabilize SSB at the 1995 level
- Projections estimate F that would achieve 1995 level

Purpose



- Benchmark assessment did not recommend stock specific reference points for Chesapeake Bay and Albemarle Sound/Roanoke River stocks
- Board tasked the TC to develop stock specific reference points

Background



- Amendment 6 in 2003 established an F_{msy} threshold = 0.34
 F target = 0.30 (24% exploitation rate)
- Target F for the Chesapeake Bay was reduced to 0.27 to account for harvest of smaller fish
- Chesapeake Bay uses a harvest control model to set catch quotas below F target

Management Options



- Section 3.1 Coastal Migratory Stocks
- OPTION 1: Status quo, F reference points are based on MSY
 - F threshold = 0.34
 - F target = 0.30
- OPTION 2: F reference points are consistent with SSB reference points
 - F threshold = 0.219
 - F target = 0.180

Management Options



- Section 3.2
- Stock Specific Reference Points for the Chesapeake Bay and Albemarle Sound/Roanoke River Stocks
- TC Report requesting more guidance on the intent of stock specific reference points

TC Report



- **The current model treats the STB population as a single coastwide stock**
- **The TC can develop reference points to**
 - **assess the impact of Ches Bay fleet on coastwide stock**
 - **Set a quota for the chesapeake bay fleet**
- **However this would be two separate sets of reference points**

TC Report



- **To evaluate stock status, we need a reference point and a measure of F**
 - **The SCA model can provide this, but not for the CB stock individually**
- **The SCA estimates of F are for the entire population and thus cannot be used directly to establish a quota for the CB stock alone**
 - **The current CB quota setting process uses tagging estimates of F , but these cannot be compared to the model estimates of F for the CB fleet or model-based reference points to evaluate overfishing status.**

Compliance



- Management programs addressing the biological points for striped bass will be effective immediately upon approval of the addendum document

Fishing in the EEZ



- Commissioners have expressed concerns regarding recent citations that were issued to the industry for catch and release fishing in the EEZ
- Concerns were raised over the severity of the penalty and the inconsistent enforcement of the catch and release fishing prohibition in the EEZ

Fishing in the EEZ



- In 1990, NMFS promulgated a federal rule under the Striped Bass Act making it illegal to “fish for, harvest, possess, or retain” any striped bass taken in the EEZ.
- In 2003, the Commission asked NMFS to consider allowing harvest of Atlantic striped bass in the EEZ. In 2006, NMFS decided not to open the EEZ for Atlantic striped bass harvest because of stock health concerns




*Working towards healthy, self-sustaining populations
for all Atlantic coast fish species or successful
restoration well in progress by 2015*

2013 Striped Bass Fishery Management Plan Review




Atlantic Striped Bass Management Board
February 4, 2014




Status of the Stocks


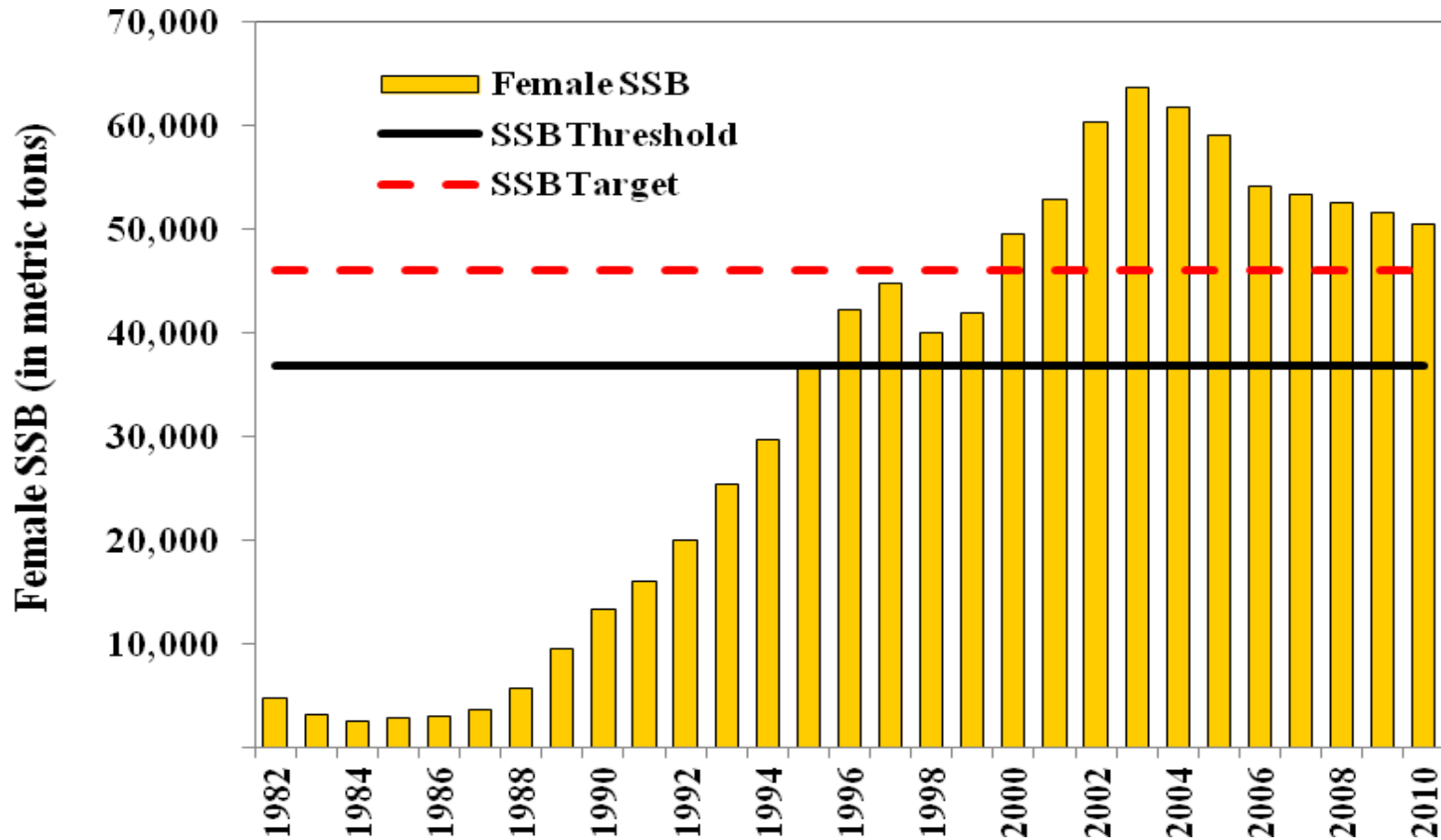
- Not overfished and overfishing is not occurring
 - Based on Amendment 6 reference points and results of 2011 update stock assessment


	<i>Female SSB</i>	<i>Fully-Recruited F</i>
<i>Threshold</i>	$SSB_{1995} = 30,000 \text{ MT}$	$F_{MSY} = 0.34$
<i>Target</i>	$SSB_{\text{threshold}} \times 1.25 = 37,500 \text{ MT}$	0.30 (0.27 in Chesapeake Bay and Albemarle/Roanoke)




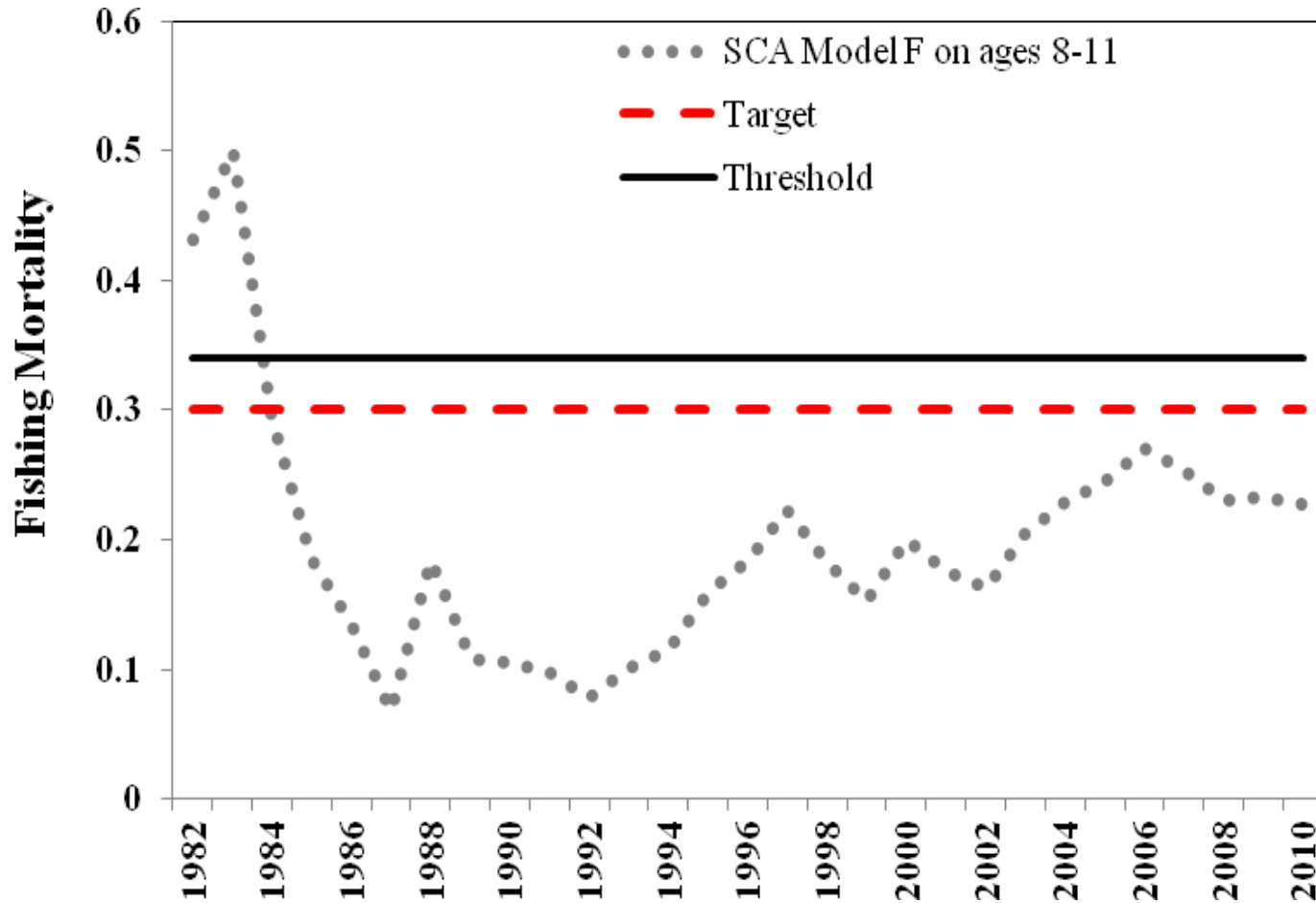


Status of the Stock






Status of the Stock






Status of the Fishery

- 2012 total harvest (excluding AS/RR MA) is ~2.85 million fish, 25.8 million pounds
- Commercial fishery landed ~6.51 million pounds
 - Slightly lower than landings in 2011
 - ChesBay commercial landings = 3.92 million pounds, similar to 2011
 - Coastal commercial landings amount to ~2.6 million pounds, similar to 2011






Coastal Commercial Quota


	Amendment 6 Allocation	2012 Quota	2012 Harvest	Overage	2013 Quota
MA	1,159,750	1,057,783	1,219,665	161,882	997,868
RI*	243,625	239,963	239,913		239,963
NY^	1,061,060	801,855	681,399		828,293
NJ+	321,750	321,750	6,285		321,750
DE	193,447	193,447	194,324	877	192,570
MD^	131,560	126,396	77,551		126,396
VA	184,853	184,853	170,788		184,853
NC~	480,480	480,480	6,226		480,480



Chesapeake Bay Quota


2012	Jurisdiction	Quota	Harvest
<i>Commercial Fisheries</i>	Maryland	1,963,873	1,851,431
	PRFC	739,097	733,789
	Virginia	1,430,361	1,339,152
	Subtotal	4,133,331	3,924,372
<i>Recreational Fisheries</i>	Maryland	2,657,102	1,060,611
	PRFC	604,716	*
	Virginia	1,430,361	1,342,088
	Subtotal	4,624,988	2,402,699
Chesapeake Bay Total		8,758,319	6,327,071







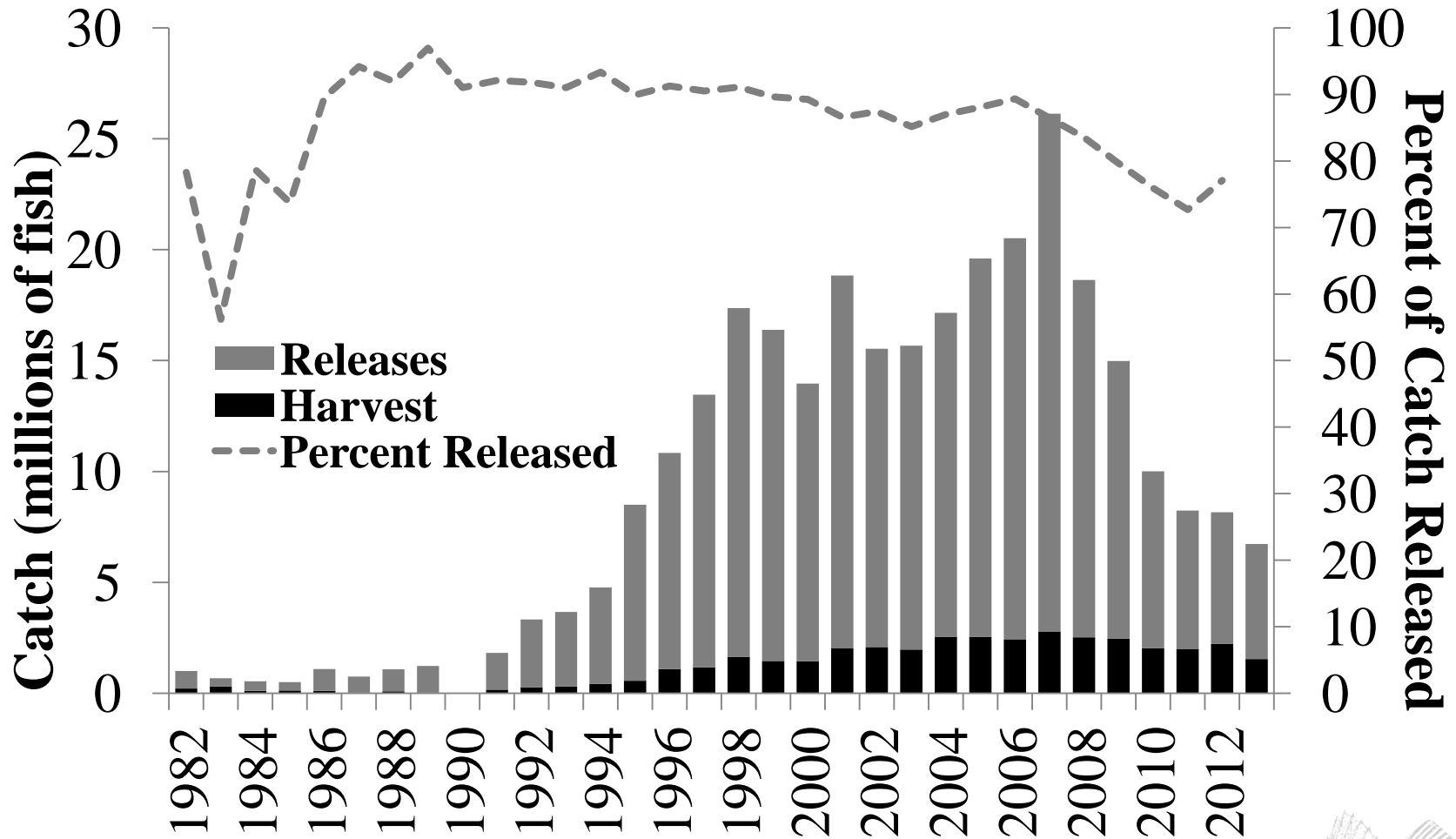
Status of the Fishery


- Recreational Fishery landed ~ 2.12 million fish (19.27 million pounds)
 - 30% decrease in landings from 2011
 - Recreational releases decreased for the 6th year
 - Recreational catch estimate is lowest since 1994, 74% decline from peak in 2006




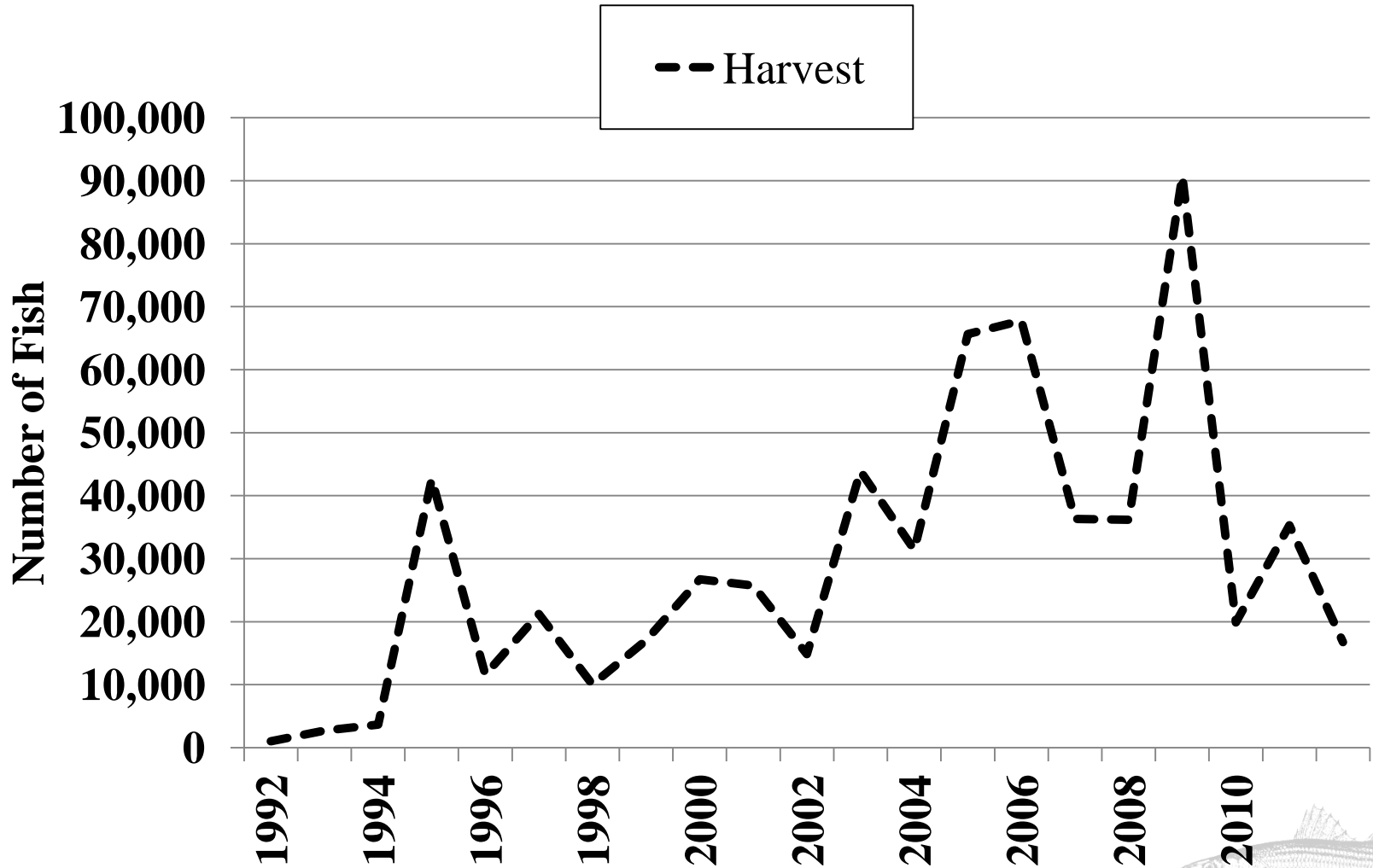


Status of the Fishery





Chesapeake Bay Spring Trophy Fishery







Status of Management Measures & Issues

Juvenile Abundance Indices

- Recruitment failure = a value that is below 75 of all values in a fixed time series appropriate to each JAI
- TC Reviews indices from 6 juvenile surveys
- No survey shows 3 consecutive years of recruitment failure, thus management action not triggered
- two years of recruitment failure:
 - NY – 2011, 2012
- of recruitment failure in 2012
 - NJ-DR, MD-CB, VA-CB







Status of Management Measures & Issues

Albermarle/Roanoke FMP


- No change to FMP or regulations in 2012
 - Target $F = 0.22$, SSB threshold = 400,000 lbs, TAC = 550,000 lbs (25% RRMA rec, 25% AS rec, 50% AS com)
- 2012 harvest = 275,667 pounds, slight increase from 2011



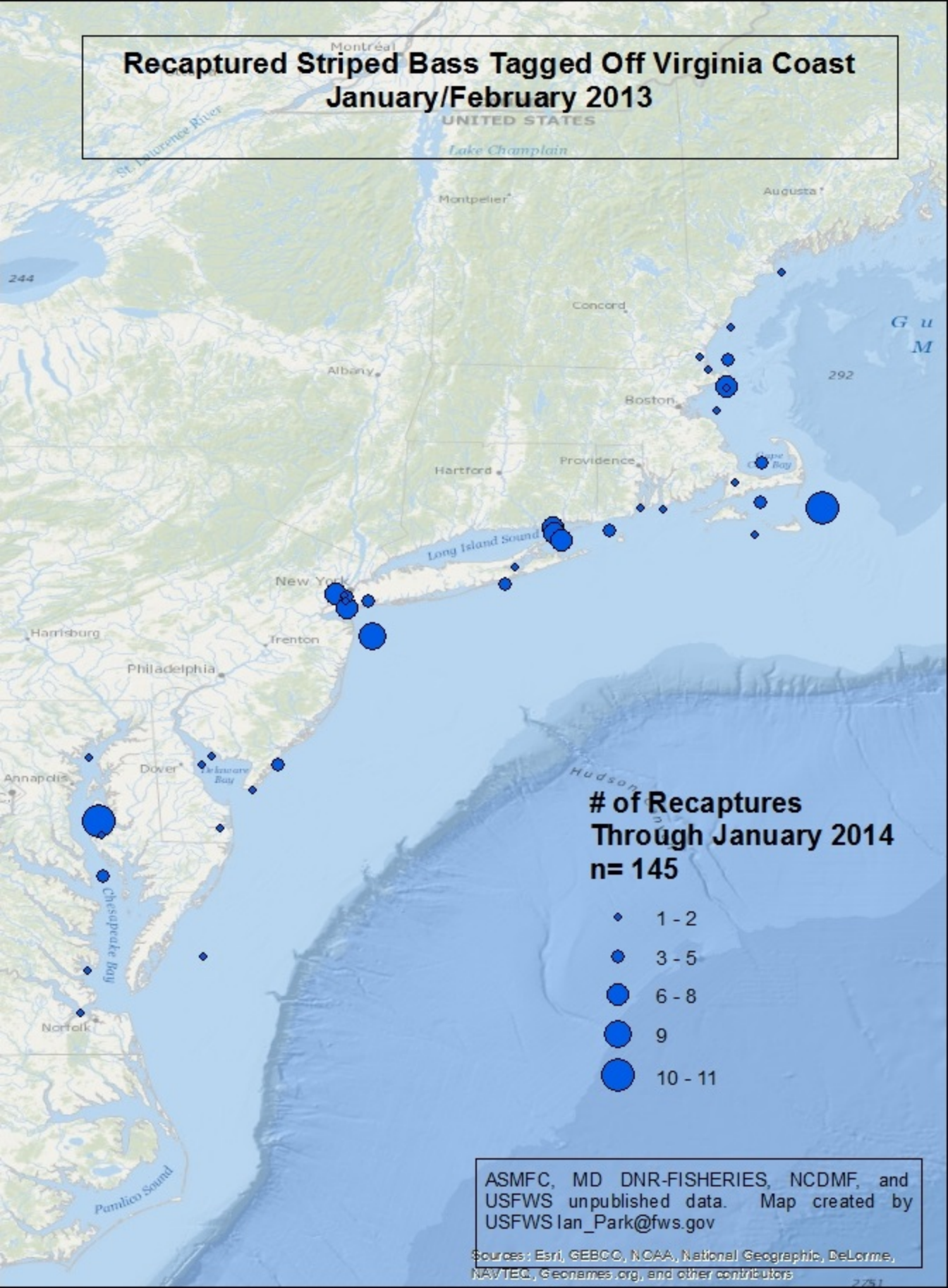


Annual State Compliance

- All states in compliance in 2012
- 2012 Regulatory Changes:
 - ME: unlawful to use treble hooks with bait
 - MA: commercial season will not open until July 14
 - RI: slight changes to sub periods of their commercial fishery
 - NJ: indefinitely suspended the Party/Charter Boat facet of the Striped Bass Bonus Program.
 - MD: reduced Ches bay quota by 14%
 - VA: reduced Ches bay quota and starting season Jan 16



Recaptured Striped Bass Tagged Off Virginia Coast January/February 2013



ASMFC, MD DNR-FISHERIES, NCDMF, and USFWS unpublished data. Map created by USFWS Ian_Park@fws.gov

Returns From 2013 Striped Bass Tagged Off NC & VA 2013

